



- (51) International Patent Classification:
C07F 15/04 (2006.01)
- (21) International Application Number:
PCT/US2015/036212
- (22) International Filing Date:
17 June 2015 (17.06.2015)
- (25) Filing Language: English
- (26) Publication Language: English
- (30) Priority Data:
62/012,982 17 June 2014 (17.06.2014) US
- (71) Applicant: KING ABDULLAH UNIVERSITY OF SCIENCE AND TECHNOLOGY [SA/SA]; 4700 King Abdullah University of Science and Technology, Thuwal, 23955-6900 (SA).
- (72) Inventors; and
(71) Applicants : EDDAOUDI, Mohamed [US/SA]; 4700 King Abdullah University of Science and Technology, Thuwal, 23955-6900 (SA). SHEKHAH, Osama [DE/SA]; 4700 King Abdullah University of Science and Technology, Thuwal, 23955-6900 (SA). BELMABKHOUT, Youssef [MA/SA]; 4700 King Abdullah University of Science and Technology, Thuwal, 23955-6900 (SA).
- (74) Agents: ARMITAGE, Benjamin C. et al.; Billion & Armitage, 7401 Metro Blvd., Suite 425, Minneapolis, Minnesota 55439 (US).
- (81) Designated States (unless otherwise indicated, for every kind of national protection available): AE, AG, AL, AM, AO, AT, AU, AZ, BA, BB, BG, BH, BN, BR, BW, BY, BZ, CA, CH, CL, CN, CO, CR, CU, CZ, DE, DK, DM, DO, DZ, EC, EE, EG, ES, FI, GB, GD, GE, GH, GM, GT, HN, HR, HU, ID, IL, IN, IR, IS, JP, KE, KG, KN, KP, KR, KZ, LA, LC, LK, LR, LS, LU, LY, MA, MD, ME, MG, MK, MN, MW, MX, MY, MZ, NA, NG, NI, NO, NZ, OM, PA, PE, PG, PH, PL, PT, QA, RO, RS, RU, RW, SA, SC, SD, SE, SG, SK, SL, SM, ST, SV, SY, TH, TJ, TM, TN, TR, TT, TZ, UA, UG, US, UZ, VC, VN, ZA, ZM, ZW.
- (84) Designated States (unless otherwise indicated, for every kind of regional protection available): ARIPO (BW, GH, GM, KE, LR, LS, MW, MZ, NA, RW, SD, SL, ST, SZ, TZ, UG, ZM, ZW), Eurasian (AM, AZ, BY, KG, KZ, RU, TJ, TM), European (AL, AT, BE, BG, CH, CY, CZ, DE, DK, EE, ES, FI, FR, GB, GR, HR, HU, IE, IS, IT, LT, LU, LV, MC, MK, MT, NL, NO, PL, PT, RO, RS, SE, SI, SK, SM, TR), OAPI (BF, BJ, CF, CG, CI, CM, GA, GN, GQ, GW, KM, ML, MR, NE, SN, TD, TG).
- Published:
— with international search report (Art. 21(3))

(54) Title: GREEN METHODS FOR PREPARING HIGHLY CO₂ SELECTIVE AND H₂S TOLERANT METAL ORGANIC FRAMEWORKS

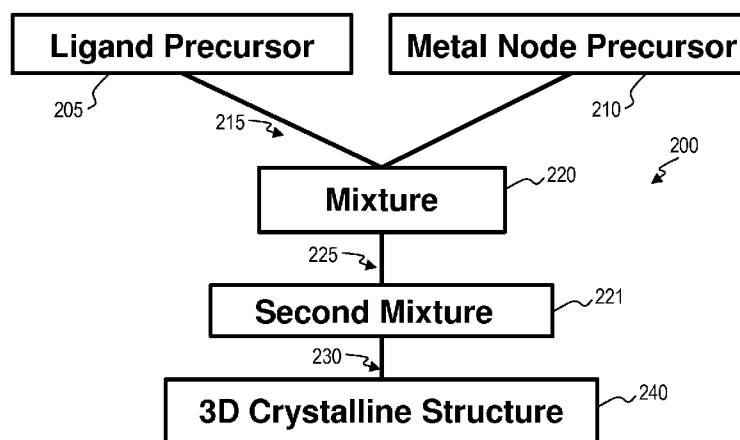


FIG 2A

(57) Abstract: A green route for preparing a metal organic framework include mixing metal precursor with a ligand precursor to form a solvent-free mixture; adding droplets of water to the mixture; heating the mixture at a first temperature after adding the water; and isolating the metal organic framework material including the metal and the ligand.

GREEN METHODS FOR PREPARING HIGHLY CO₂ SELECTIVE AND H₂S TOLERANT METAL ORGANIC FRAMEWORKS

BACKGROUND

[0001] Restricted energy and materials resources, combined with the growing fears from various undesirable industrial byproducts, has increased incentives for developing new, cleaner and more efficient synthetic methodologies to aid the chemical industry in handling the global problems of pollution, growing energy demand and the shortage of raw materials. Metal organic frameworks (MOFs) are very attractive materials due to their large porosity, tunability in composition and topology, in addition to huge potentials of their use in fields such as catalysis, gas storage, gas sensing, greenhouse gases emissions control and many other separations. These promising hybrid porous solids are typically synthesized using solvo/hydrothermal routes. Other methods have also been proposed, including microwave-assisted solvothermal methods; microfluidics; ionic liquids; and electro-chemistry, which are all based on synthesis of MOFs in solutions.

[0002] However, these synthetic methodologies have proven to be of interest only for lab-scale research and have been minimally implemented at pilot or larger industrial scales. In addition to often being economically impracticable, the above-mentioned solution-based synthesis methodologies for MOFs suffer from the need to use toxic and/or corrosive metal salt reagents and generate acid byproducts. Recently, solvent-free methodologies use to prepare different MOFs, such as ZIF-8, MIL-100, and other analogues, were recently reported. However, these methodologies are not yet scalable, and are therefore limited to research applications. Pilot and industrial scale production of MOFs requires consideration of a number of aspects including scientific practicability, environmental friendliness, efficiency, and capital and manufacturing costs. These factors are not being suitably achieved by current MOF manufacturing methods. Accordingly, solvent-free and/or green synthesis methods which are scalable to an industrial level are greatly needed.

SUMMARY

[0003] In general, this disclosure describes green synthesis of MOFs. In particular, this disclosure describes green synthesis of SIFSIX-n-M MOF analogues. It should be noted that although the synthesis techniques of this disclosure are described with respect to SIFSIX-

n-M MOF analogues, such techniques are generally applicable to many other MOFs as will be readily apparent to those of skill in the art after review of this disclosure.

[0004] According to one example of this disclosure, a green synthesis method for synthesizing a MOF comprises mixing a metal precursor with a ligand precursor to form a mixture; adding water to the mixture; heating the mixture at a first temperature after the water is added to the mixture; heating the mixture to a second temperature; and isolating a three-dimensional metal organic framework structure.

[0005] According to another example of this disclosure, a green synthesis method for synthesizing a MOF comprises mixing a metal precursor with a ligand precursor to form a mixture; adding water to the mixture; heating the mixture at a first temperature after the water is added to the mixture; and isolating a two-dimensional metal organic framework intermediate structure.

[0006] The details of one or more examples are set forth in the accompanying drawings and the description below. Other features, objects, and advantages will be apparent from the description and drawings, and from the claims.

BRIEF DESCRIPTION OF THE DRAWINGS

[0007] Figure 1A illustrates a perspective view of a SIFSIX-n-M MOF coordinated by diprydilacetylene ligands, according to an embodiment of the disclosure.

[0008] Figure 1B illustrates a SIFSIX-n-M MOF coordinated by pyrazine ligands, according to an embodiment of the disclosure.

[0009] Figures 2A-B illustrate schematic representations of green metal organic framework synthesis methods, according to one or more embodiments of the disclosure.

[0010] Figure 3 illustrates pore size distribution from CO₂ sorption isotherms at 77 K for a metal organic framework, according to one or more embodiments of the disclosure.

[0011] Figure 4A shows isosteric heats of adsorption at low coverage for SIFSIX-Cu-3, SIFSIX-3-Zn and SIFSIX-3-Ni metal organic frameworks, according to one or more embodiments of the disclosure.

[0012] Figure 4B shows CO₂ adsorption isotherms for SIFSIX-Cu-3, SIFSIX-3-Zn and SIFSIX-3-Ni metal organic frameworks, according to one or more embodiments of the disclosure.

[0013] Figure 5A shows variable temperature adsorption isotherms of CO₂ for a SIFSIX-3-Ni metal organic frameworks, according to one or more embodiments of the disclosure.

[0014] Figure 5B shows CO₂ and H₂S sorption isotherms for a SIFSIX-3-Ni metal organic frameworks, according to one or more embodiments of the disclosure.

[0015] Figure 6A shows a variable temperature PXRD of the SIFSIX-3-Ni metal organic frameworks, according to one or more embodiments of the disclosure.

[0016] Figure 6B shows CO₂ adsorption isotherms at 298 K for a SIFSIX-3-Ni metal organic frameworks, according to one or more embodiments of the disclosure.

[0017] Figure 6C shows isosteric heats of adsorption at low coverage for a SIFSIX-Ni-3 metal organic frameworks, according to one or more embodiments of the disclosure.

DETAILED DESCRIPTION

[0018] The disclosure herein provides green-synthesis methods for synthesizing porous materials, which reduce or eliminate the need for solvents and corrosive metal salt reagents, reduce or eliminate toxic and/or acidic byproducts, and are scalable to industrial levels. The methods disclosed herein are generally applicable to materials comprising a porous network constructed from the assembly of molecular building blocks (MBBs). A porous network can include Porous Organic Polymer (POP), Covalent-Organic Framework (COF), Porous Aromatic Framework (PAF), Porous Polymer Network (PPN), Conjugated Microporous Polymers (CMP), Microporous Polymer Network (MPN), Polymer with Intrinsic Microporosity (PIM), Hyper Crossed-linked Polymer (HCP), Metal-organic Framework (MOF), Coordination Polymers (CP), Porous Coordination Polymers (PCP), Porous Coordination Networks (PCN), or Metal-Organic Materials (MOM), or a mixture thereof. POP, PAF, COF, PPN, CMP, MPN, PIM, HCP are all included in the term porous organic polymer (POP); MOF, CP, PCP, PCN, MOM are all included in the term metal-organic framework (MOF). These materials are promising due to their ideal intrinsic properties including high porosity (e.g., up to 6000 m².g⁻¹), high chemical and thermal stability, and structural and functional tunability, among others. Specific topologies can be targeted through the careful choice of MBBs and synthetic conditions to afford crystalline materials, but such a control of topology and crystallinity is not mandatory for the control of porosity in POPs.

[0019] Metal organic frameworks (MOFs) are a versatile and promising class of crystalline solid state materials which allow porosity and functionality to be tailored towards various applications. MOF crystal chemistry uses a molecular building block (MBB) approach that offers potential to construct MOFs where desired structural and geometrical information are incorporated into the building blocks prior to the assembly process.

[0020] Generally, MOFs comprise a network of nodes and ligands, wherein a node has a connectivity capability at three or more functional sites, and a ligand has a connectivity capability at two functional sites each of which connect to a node. Nodes are typically metal ions or metal containing clusters, and, in some instances, ligands with node connectivity capability at three or more functional sites can also be characterized as nodes. In some instances, ligands can include two functional sites capable of each connecting to a node, and optionally one or more additional functional sites which do not connect to nodes within a particular framework. In some embodiments, ligands can be poly-functional, or polytopic, and comprise two or more functional sites capable of each connecting to a node. In some embodiments, polytopic ligands can be heteropolytopic, wherein at least two of the two or more functional sites are different.

[0021] A MBB can comprise a metal-based node and an organic ligand which extrapolate to form a coordination network. Such coordination networks have advantageous crystalline and porous characteristics affecting structural integrity and interaction with foreign species (e.g., gases). The particular combination of nodes and ligands within a framework will dictate the framework topology and functionality. Through ligand modification or functionalization, the environment in the internal pores can be modified to suit specific applications.

[0022] Generally, a MBB, or a network of MBBs, can be represented by the formula $[(\text{node})_a(\text{ligand})_b(\text{solvent})_c]_n$, wherein n represents the number of molecular building blocks. Solvent represents a guest molecule occupying pores within the MOF, for example as a result of MOF synthesis, and can be evacuated after synthesis to provide a MOF with unoccupied pores. Accordingly, the value of c can vary down to zero, without changing the definitional framework of the MOF. Therefore, in many instances, MOFs as provided herein can be defined as $[(\text{node})_a(\text{ligand})_b]_n$, without reference to a solvent or guest molecule component.

[0023] An example of a class of MOFs is SIFSIX- n -M, wherein n is at least two, and M can comprise Ni, Cu, Zn, Fe, or Co. More specifically, the M can comprise Ni. The SIFSIX- n -M MOF class is isorecticular across its metal analogues (i.e., each M analogue has the same framework topology) and is characterized by periodically arrayed hexafluorosilicate (SIFSIX) pillars. SIFSIX- n -M MOFs have many desirable characteristics, including tunable pore sizes, which lend the various analogues well to a number of industrial applications. Figures 1A-B show examples of SIFSIX- n -MOF analogues. Figure 1A shows a SIFSIX- n -M MOF coordinated by diprydilacetylene (DPA) ligands. A specific analogue of this MOF is SIFSIX-2-Cu, among others. Figure 1B shows a SIFSIX- n -M MOF coordinated by pyrazine

ligands. Specific analogues of this MOF include SIFSIX-3-Cu, SIFSIX-3-Zn, and SIFSIX-3-Ni, among others.

[0024] SIFSIX-n-M MOFs can be coordinated by a variety of organic ligands. In some embodiments, the ligand can be any bi-functional N-donor linkers based on monocyclic or polycyclic group (aromatic or not). In some embodiments, a ligand can comprise a polydentate, or poly-functional ligand, such as a bi-functional ligand, a tri-functional ligand, or ligands with four or more functional sites. In some embodiments, a ligand can comprise an N-donor linker. In some embodiments a ligand can comprise a poly-functional ligand. In some embodiments, a ligand can comprise a plurality of N-donor functional groups. Pyrazine is an example of a ligand with two N-donor functional groups. In some embodiments, a ligand can comprise a monocyclic or polycyclic group structure, wherein the cyclic groups can be aromatic or nonaromatic. In some embodiments, a ligand can comprise a nitrogen-containing monocyclic or polycyclic group structure. In some embodiments, a ligand can comprise a nitrogen-containing heterocyclic ligand, including pyridine, 4,4'-Bipyridin, pyrazine, pyrimidine, pyridazine, triazine, thiazole, oxazole, pyrrole, imidazole, pyrazole, triazole, oxadiazole, thiadiazole, quinoline, benzoxazole, benzimidazole, 1,4-Diazabicyclo[2.2.2]octane (DABCO), 1,2-bis(4-pyridyl)acetylene (dpa), and tautomers thereof.

[0025] In particular, SIFSIX-n-M MOFs are suitable for CO₂ removal applications, due to their strong CO₂ adsorption sites, including pre-combustion CO₂ capture, and post-combustion CO₂ capture, and natural gas and biogas upgrading. SIFSIX MOF materials exhibit very high (non-reactive) CO₂ energetics, but fully reversible physical driven adsorption-desorption operations at very mild conditions. The ideal combination of contracted pore size and the high charge density also provide high CO₂ adsorption selectivity over H₂, CH₄ and N₂ across a wide range of CO₂ concentrations. While SIFSIX MOFs have been synthesized in the lab, production-scale SIFSIX synthesis methods must be developed in order to lend industrial utility to these materials.

[0026] As discussed above, MOFs are typically synthesized using solvo/hydrothermal methods. Solvo/hydrothermal methods used for synthesizing SIFSIX-n-M MOFs generally include forming a first solution by mixing a metal precursor with a solvent, wherein the metal precursor includes an M-SiF₆ moiety, and forming a second solution by mixing a ligand precursor with a solvent. The molar ratio of the ligand precursor to the metal precursor can be about 3:1 to about 6:1. Methanol is a suitable solvent, among others. Next, one of the two mixtures is layered onto the other, whereupon a MOF is allowed to form for a period of time. Layering can be done in a glass tube. The period of time can be 24 hours, for example. The

MOF can be then washed with a solvent, and optionally further heated and/or dried to remove solvent guest molecules.

[0027] The future deployment of MOF materials at the larger scale for many applications such as adsorbents, catalysts, and sensors, among many others, require clean, environmentally friendly, easy, cost efficient and scalable synthesis procedures. Solution-based MOF synthesis methodologies, such as the solvo/hydrothermal method previously discussed, suffer from the need to use toxic and/or corrosive metal salts reagents. In addition to being costly and hazardous, these reagents further generate acid byproducts which are often susceptible to solvolysis and require costly disposal. The need for fresh solvents, enhanced safety precautions, and waste disposal greatly increases both the capital costs and production costs of these methods. Low reproducibility further precludes industrial applications of solvo/hydrothermal synthesis methods. Accordingly, the reproducible, solvent-free route, green MOF synthesis methods described herein show great promise for scalable applications at pilot and industrial levels which avoid toxic and corrosive metal salts and external bases.

[0028] Figure 2A illustrates a schematic representation of a green MOF synthesis method 200, comprising mixing 215 a ligand precursor 205 with a metal node precursor 210 to form a solvent-free mixture 220. A solvent can include any known chemical solvent, such as methanol. As used herein, "solvent" does not refer to water. The ligand precursor 205 can be mixed with the metal node precursor 210 in a stoichiometric ratio. The ligand precursor 205 can be mixed with the metal node precursor 210 wherein the ligand precursor 205 is in stoichiometric excess. The ligand precursor 205 can be mixed with the metal node precursor 210 wherein the metal node precursor 210 is in stoichiometric excess. Mixing 215 can comprise mechanical mixing, such as stirring or agitating. Mixing 215 can further comprise grinding, wherein one or more of the ligand precursor 205 and the metal node precursor 210 are reduced in size. Mixing 215 can optionally comprise heating caused by friction between the ligand precursor 205 and the metal node precursor 210 during mixing 215. The mixture 220 can optionally be wetted with water during mixing 215 to reduce friction-induced heating and/or encourage contact between the ligand precursor 205 and the metal node precursor 210. After mixing 215, the mixture 220 is wetted 225 with water to form a second mixture 221. In some embodiments, after wetting 225, an amorphous (i.e., minimal crystallinity) intermediate product can be formed, although formation of such an intermediate is not essential to the practice of method 200. After wetting 225, the mixture 220 can be heated 230 at a temperature for a period of time to form a 3D crystalline structure 240. The temperature during heating 230 may not necessarily describe the temperature of the mixture 220 during

heating. Heating 230 can optionally occur in a closed vessel. The closed vessel can be isochoric.

[0029] Figure 2B illustrates a schematic representation of a green MOF synthesis method 201, comprising mechanically mixing 215 a ligand precursor 205 with a metal node precursor 210 to form a mixture 220. The ligand precursor 205 can be mixed with the metal node precursor 210 in a stoichiometric ratio. The ligand precursor 205 can be mixed with the metal node precursor 210 wherein the ligand precursor 205 is in stoichiometric excess. The ligand precursor 205 can be mixed with the metal node precursor 210 wherein the metal node precursor 210 is in stoichiometric excess. Mixing 215 can comprise mechanical mixing, such as stirring or agitating. Mixing 215 can further comprise grinding, wherein one or more of the ligand precursor 205 and the metal node precursor 210 are reduced in size. Mixing 215 can optionally comprise heating caused by friction between the ligand precursor 205 and the metal node precursor 210 during mixing 215. The mixture 220 can optionally be wetted with water during mixing 215 to reduce friction-induced heating and/or encourage contact between the ligand precursor 205 and the metal node precursor 210. After mixing 215, the mixture 220 is wetted 225 with water to form a second mixture 221. In some embodiments, after wetting 225, an amorphous (i.e., minimal crystallinity) intermediate product can be formed, although formation of such an intermediate is not essential to the practice of method 200. After wetting 225, the mixture 220 can be heated 230 at a first temperature for a first period of time to form a 2D crystalline structure 235. The temperature during heating 230 may not necessarily describe the temperature of the mixture 220 during heating. Heating 230 can optionally occur in a closed vessel. The closed vessel can be isochoric. The 2D crystalline structure 235 can then be heated 231 at a second temperature for a second period of time to effect a phase change and form a 3D crystalline structure 240. Heating 231 can occur in an open or closed vessel. The second temperature can be higher than the first temperature.

[0030] Green synthesis methods 200 and 201 can be described as mechanosynthesis methods, and can be advantageous where one or both of the ligand precursor 205 and the metal node precursor 210 have low solubility in solvents and/or water. Further, green synthesis methods 200 and 201 can yield crystalline MOF structures much more quickly than with conventional solvo/hydrothermal methods. In preparing SIFSIX-n-M MOF structures using methods 200 and 201, metal node precursors 210 can include NiSiF₆, CuSiF₆, ZnSiF₆, CoSiF₆, or FeSiF₆. In some embodiments wherein SIFSIX-n-M MOF structures are prepared using methods 200 and 201, metal node precursors 210 can include NiSiF₆, CoSiF₆, or FeSiF₆. SIFSIX-n-M MOF 2D and/or 3D structures prepared using methods 200 and 201 can

be suitable for use in gas separation and purification. For example, SIFSIX-n-M MOF 2D and/or 3D structures prepared using methods 200 and 201 can be used for CO₂ sequestration. Further, SIFSIX-n-M MOF 2D and/or 3D structures prepared using methods 200 and 201 can be H₂S tolerant. A structure which is tolerant to H₂S does not lose structural integrity after contacting or adsorbing or absorbing H₂S, nor lose sorption capability for other chemical species after contacting or adsorbing or absorbing H₂S. For example, an MOF which is tolerant to H₂S can adsorb and desorb CO₂ from a gaseous stream containing H₂S over a number of sorption cycles without any substantial degradation of sorption performance resulting from contact with the H₂S in the gaseous stream.

[0031] Ligand precursors 205 can include any bi-functional N-donor linkers based on monocyclic or polycyclic group (aromatic or not). In some embodiments, a ligand precursor 205 can comprise a polydentate, or poly-functional ligand, such as a bi-functional ligand, a tri-functional ligand, or ligands with four or more functional sites. In some embodiments, a ligand can comprise an N-donor linker. In some embodiments a ligand precursor 205 can comprise a poly-functional ligand. In some embodiments, a ligand precursor 205 can comprise a plurality of N-donor functional groups. In some embodiments, a ligand precursor 205 can comprise a monocyclic or polycyclic group structure, wherein the cyclic groups can be aromatic or nonaromatic. In some embodiments, a ligand precursor 205 can comprise a nitrogen-containing monocyclic or polycyclic group structure. In some embodiments, a ligand precursor 205 can comprise a nitrogen-containing heterocyclic ligand, including pyridine, 4,4'-Bipyridin, pyrazine, pyrimidine, pyridazine, triazine, thiazole, oxazole, pyrrole, imidazole, pyrazole, triazole, oxadiazole, thiadiazole, quinoline, benzoxazole, benzimidazole, 1,4-Diazabicyclo[2.2.2]octane (DABCO), 1,2-bis(4-pyridyl)acetylene (dpa), and tautomers thereof.

[0032] In preparing SIFSIX-n-M MOF structures using methods 200 and 201, heating 230 can occur at temperatures up to about 45°C, up to about 50°C, up to about 55°C, up to about 60°C, up to about 65°C, up to about 70°C, up to about 75°C, or above about 75°C. Heating 230 can occur for up to about 2.5 hours, up to about 3 hours, up to about 3.5 hours, up to about 4 hours, up to about 4.5 hours, up to about 5 hours, up to about 5.5 hours, or above about 5.5 hours. In preparing SIFSIX-n-M MOF structures using method 201, heating 231 can occur at temperatures up to about 90°C, up to about 95°C, up to about 100°C, up to about 105°C, up to about 110°C, up to about 115°C, up to about 120°C, or above about 125°C. Heating 231 can occur at temperatures at least above 100°C, or at temperatures at least above 105°C. Heating 230 can occur for up to about 2.5 hours, up to about 3 hours, up to

about 3.5 hours, up to about 4 hours, up to about 4.5 hours, up to about 5 hours, up to about 5.5 hours, or above about 5.5 hours.

[0033] 2D and 3D SIFSIX-n-M MOF structures prepared using methods 200 and 201 can include SIFSIX-2-Cu, SIFSIX-3-Cu, SIFSIX-3-Zn, SIFSIX-3-Ni, SIFSIX-3-Co, SIFSIX-3-Fe. In one embodiment, the SIFSIX-n-M MOF structures prepared is SIFSIX-3-Ni. Further, SIFSIX-n-M MOFs can be prepared using methods 200 and/or 201 which exhibit the same structural and functional properties as the corresponding SIFSIX-n-M MOFs prepared solvo/hydrothermally. For example, SIFSIX-n-M MOFs prepared using the green-synthesis methods herein can be used as separation agents for effective CO₂ capture/removal from various sources. This technology is technically and economically viable for scale-up and commercialization. The green chemistry for SIFSIX-n-M MOF materials can be a solid bridge to next stage of implementation in real applications such as post-combustion, direct air capture and traces CO₂ removal.

EXAMPLE 1A: Synthesis of SIFSIX-3-Ni (C₈N₄H₈NiSiF₆) Prepared Solvothermally

[0034] A methanol solution (5.0 mL) of pyrazine (pyz, 0.30 g, 3.0 mmol) was layered in a glass tube onto a methanol solution (5.0 mL) of NiSiF₆•xH₂O (0.325 g, 0.6 mmol). Upon layering, a slow formation of light blue powder was observed, and the powder was left for 24 hours in the mother solution. The powder was then collected and washed extensively with methanol then dried at 105°C under vacuum.

[0035] The solvothermally synthesized SIFSIX-3-Ni structure exhibited a unit cell size of 378 Å³, and an average pore size of 3.8 Å as shown in Figure 3 which illustrates pore size distribution from CO₂ sorption isotherms at 77 K. The SIFSIX-3-Ni structure comprised a denser unit cell configuration than the Zn SIFSIX analogue, which has an average pore size of about 3.5-4Å and a unit cell size of about 378 Å³, possibly attributed to the stronger bonding between the Ni(II) and pyrazine as compared to Zn. The Cu SIFSIX analogue conversely had a lower average pore size than the SIFSIX-3-Ni structure of about 3.5Å, similarly suggesting stronger bonding between the Cu and pyrazine as compared to Ni.

[0036] The smaller/larger unit cell of the Ni analogue as compared to the Zn and Cu analogues, respectively, is further confirmed by the respective heat of adsorptions shown in Figure 4A. The Q_{st} of CO₂ adsorption is an intrinsic property that dictates the affinity of the pore surface toward CO₂, which in turn plays a major role in determining the adsorption selectivity and the necessary energy to release CO₂ during the regeneration step. The Q_{st} for CO₂ is in the range of fully reversible CO₂ adsorption (30-50 kJ mol⁻¹), in agreement with the full evacuation of SIFSIX-3-Ni at 298-223K in vacuum. For SIFSIX-3-Zn and SIFSIX-3-

Cu, the Q_{st} for CO_2 adsorption was relatively constant up to high CO_2 loadings indicating homogenous binding sites over the full range of CO_2 loading. Specifically, the Q_{st} of CO_2 adsorption for SIFSIX-3-Ni was 8% and 6% higher/lower (48 kJ mol⁻¹) than the Zn and the Cu analogues, respectively. CO_2 adsorption isotherms for the Ni, Cu, and Zn analogues are shown in Figure 4B. The high selectivity toward CO_2 in case of SIFSIX-3-Ni is driven by the unique optimal combination between thermodynamics and kinetics (i.e., the occurrence of strong/homogenous CO_2 interaction and relatively fast CO_2 adsorption).

[0037] Further, the SIFSIX-3-Ni structure exhibited reversible CO_2 sorption and structural stability in the presence of H_2S . Figure 5A shows variable temperature adsorption isotherms of CO_2 for SIFSIX-3-Ni. Figure 5B shows CO_2 and H_2S sorption isotherms for SIFSIX-3-Ni. H_2S uptake remains same after repeated sorption and activation cycles. H_2S sorption isotherms were collected on the SIFSIX-3-Ni sample, showing an uptake of around 1.3 mol.g⁻¹ of H_2S at 10% concentration. Reversibility and stability of the sample was confirmed after repeating H_2S sorption and recording identical H_2S isotherms. Based on these studies, it is confirmed that the green-synthesis method for SIFSIX MOFs can deliver stable MOF architectures which are tolerant to H_2S , able to be readily and reliably regenerated/recycled, and suitable for a number of industrial applications such as CO_2 separation from N_2 , O_2 , CH_4 and H_2 containing mixtures.

EXAMPLE 1B: SIFSIX-3-Ni Green Route Synthesis

[0038] SIFSIX-3-Ni can be synthesized through a green synthesis route. This facile methodology is based first on mechanically mixing both of the solid precursors i.e. the pyrazine and the $NiSiF_6$ with a molar ratio of 5:1 respectively, followed by a wetting procedure with few drops of water followed by careful heating. A solid mixture of pyrazine (pyz, 0.30 g, 3.0 mmol) and $NiSiF_6 \cdot xH_2O$ (0.325 g, 0.6 mmol) was mechanically ground together and then wetted with few drops of water, yielding an amorphous product with low crystallinity. The product was then heated up to 65 °C in a closed vial for 4 hours, whereupon a color change to light violet was observed. The colour change is associated with the formation of a 2D SIFSIX-3-Ni structure (i.e., crystallisation of $(NiSiF_6(py_z)(H_2O)_2)_n$), which is the Ni analogue of the 2D $(CuSiF_6(py_z)(H_2O)_2)_n$. The powder was then heated at 105 °C for another 4 hours whereupon a light blue powder was formed, indicating a structural transformation. Figure 6A shows the variable temperature PXRD of the SIFSIX-3-Ni analogue starting from 25°C, which shows the phase transformation from a 2D Ni structure to the SIFSIX-3-Ni 3D structure, starting at about 55°C and completing at about 70°C. Upon further heating the PXRD signal of the SIFSIX-3-Ni starts to become more intense and the Ni

analogue shows high stability up to 130°C. The change in phase is also accompanied by a change in the color from a light violet color to a light blue color upon full conversion.

[0039] The PXRD diagram of the material prepared using the green route method described above was found to match the SIFSIX-3-Ni -3D structure prepared using the solvothermal method described in Example 1A. Further, the Ni analogue prepared by the green route in this Example showed the same variable temperature adsorption isotherms at low pressure as the Ni analogue prepared by the solvothermal method described in Example 1A, which supports the similarity of the 3D SIFSIX-3-Ni structures made with both approaches. Figure 6B shows CO₂ adsorption isotherms at 298 K which illustrate the change in the CO₂ uptake with the change in the activation temperature for the adsorption SIFSIX-3-Ni analogue prepared by the green route method. The CO₂ uptake shows an increase in the CO₂ uptake with increasing the activation temperature, and similar optimal CO₂ adsorption isotherm is obtained after activation at 105°C, as compared to the optimal CO₂ adsorption isotherms shown in Figure 5A. Sorption behavior can be correlated with the phase change observed during synthesis and the complete conversion to a 3D-structure. The Q_{st} for CO₂ was also found in good correlation with SIFSIX-3-Ni prepared solvothermally, as shown in Figure 6C.

EXAMPLE 2A: SIFSIX-2-Cu Green Route Synthesis

[0040] A trial was conducted using a similar experimental procedure to that of Example 1B, using a copper metal precursor in place of the nickel metal precursor. Promising results were not immediately achieved.

EXAMPLE 2B: SIFSIX-3-Cu Green Route Synthesis

[0041] A trial was conducted using a similar experimental procedure to that of Example 1B, using a copper metal precursor in place of the nickel metal precursor. Promising results were not immediately achieved.

EXAMPLE 2C: SIFSIX-3-Zn Green Route Synthesis

[0042] A trial was conducted using a similar experimental procedure to that of Example 1B, using a zinc metal precursor in place of the nickel metal precursor. Promising results were not immediately achieved.

WHAT IS CLAIMED IS:

1. A method for preparing a metal organic framework comprising:
 - mixing a metal precursor with a ligand precursor to form a mixture;
 - adding water to the mixture;
 - heating the mixture at a first temperature after the water is added to the mixture; and
 - isolating a two-dimensional metal organic framework intermediate structure.
2. The method of claim 1, wherein the metal of the metal precursor is selected from a group consisting of Ni, Cu, Zn, Fe, and Co.
3. The method of claim 1, wherein the metal includes Ni.
4. The method of claim 1, wherein the metal precursor includes metal hexafluorosilicate.
5. The method of claim 1, wherein the ligand precursor includes pyrazine, 4,4'-Bipyridin, 1,4-Diazabicyclo[2.2.2]octane, or 1,2-bis(4-pyridyl)acetylene.
6. The method of claim 1, wherein the ligand precursor includes a nitrogen-containing heterocyclic ligand, ligand.
7. The method of claim 1, wherein the molar ratio of the ligand precursor to the metal precursor is about 3:1 to about 6:1.
8. The method of claim 1, further comprising forming SIFSIX-Ni-3 metal organic framework.
9. The method of claim 1, wherein the water to mixture ratio can be from about 1:1 to about 1:2
10. The method of claim 1, wherein the two-dimensional metal organic framework intermediate structure is H₂S tolerant.
11. A method for preparing a metal organic framework comprising:

mixing a metal precursor with a ligand precursor to form a mixture;
adding water to the mixture;
heating the mixture at a first temperature after the water is added to the mixture; heating the mixture to a second temperature; and
isolating a three-dimensional metal organic framework structure.

12. The method of claim 11, wherein the metal of the metal precursor is selected from a group consisting of Ni, Fe, and Co.
13. The method of claim 11, wherein the metal includes Ni.
14. The method of claim 11, wherein the metal precursor includes metal hexafluorosilicate.
15. The method of claim 11, wherein the ligand precursor includes pyrazine, 4,4'-Bipyridin, 1,4-Diazabicyclo[2.2.2]octane, or 1,2-bis(4-pyridyl)acetylene.
16. The method of claim 11, wherein the ligand precursor includes a nitrogen-containing heterocyclic ligand, ligand.
17. The method of claim 11, wherein the molar ratio of the ligand precursor to the metal precursor is about 3:1 to about 6:1.
18. The method of claim 11, further comprising forming SIFSIX-Ni-3 metal organic framework.
19. The method of claim 11, wherein the water to mixture ratio can be from about 1:1 to about 1:2
20. The method of claim 11, wherein the two-dimensional metal organic framework intermediate structure is H₂S tolerant.

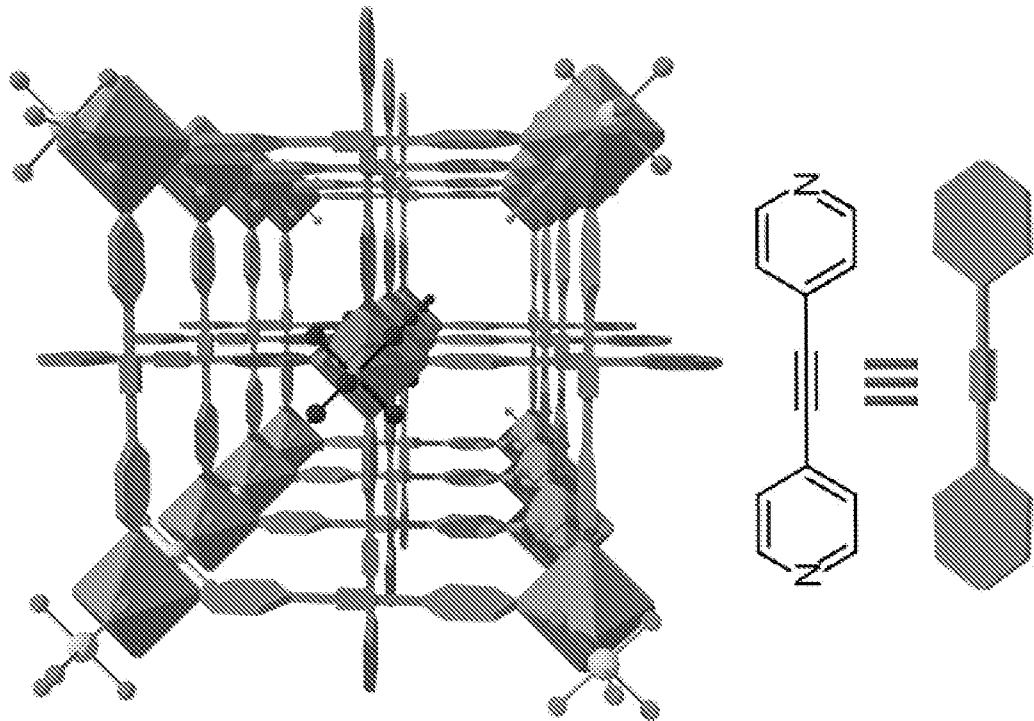


FIG 1A

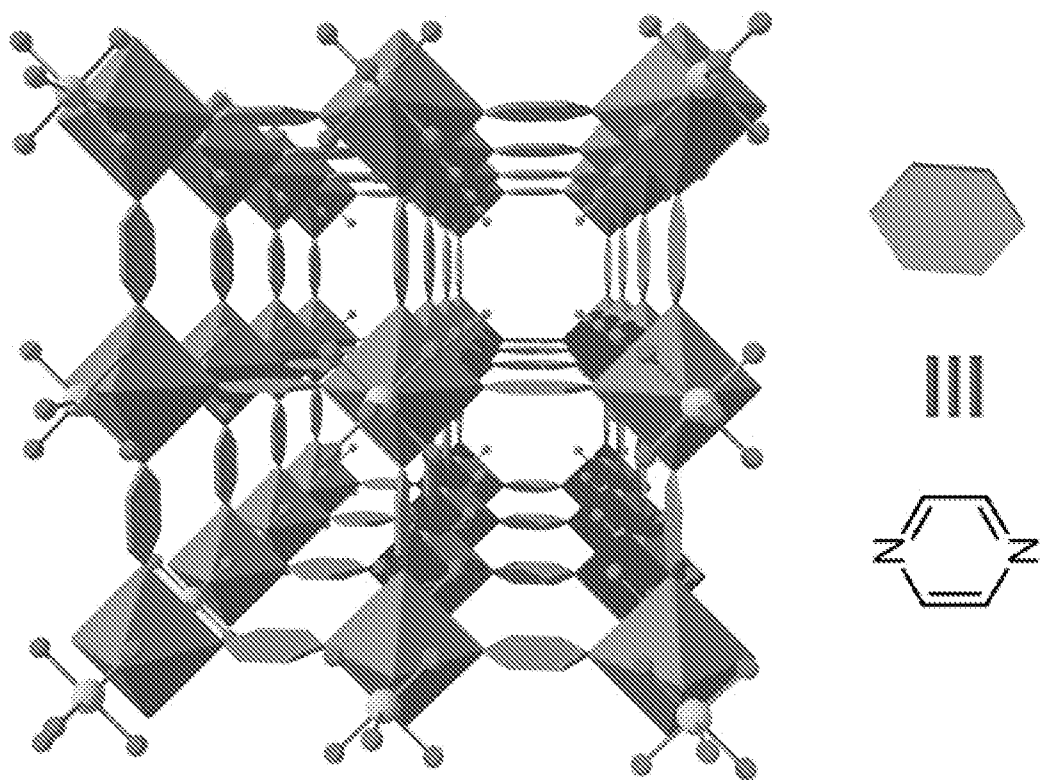


FIG 1B

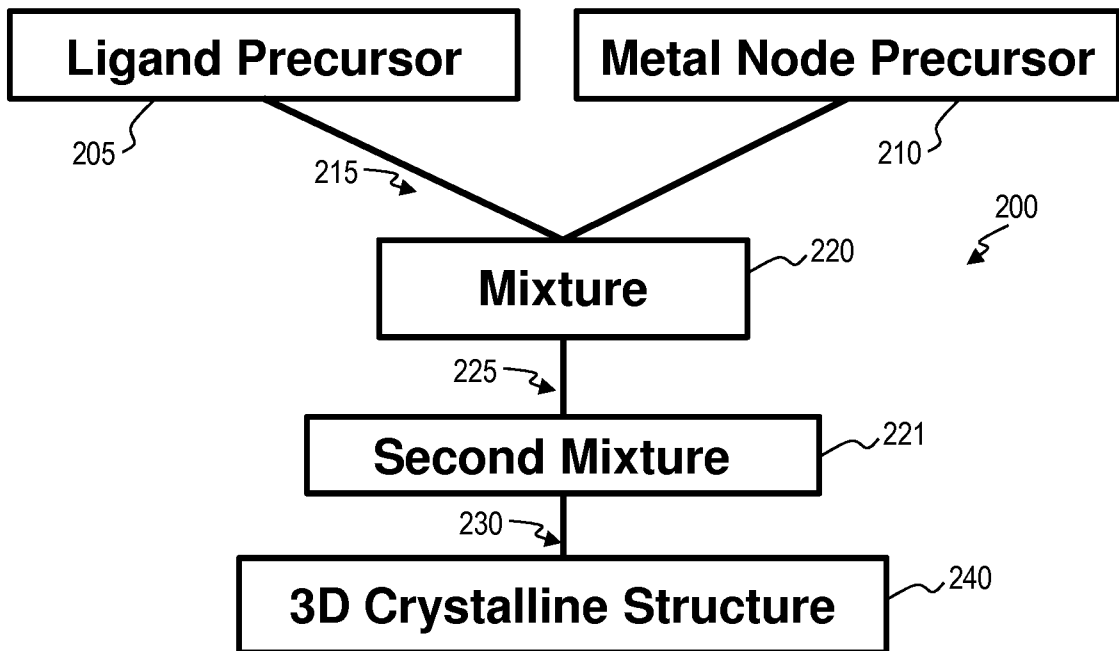


FIG 2A

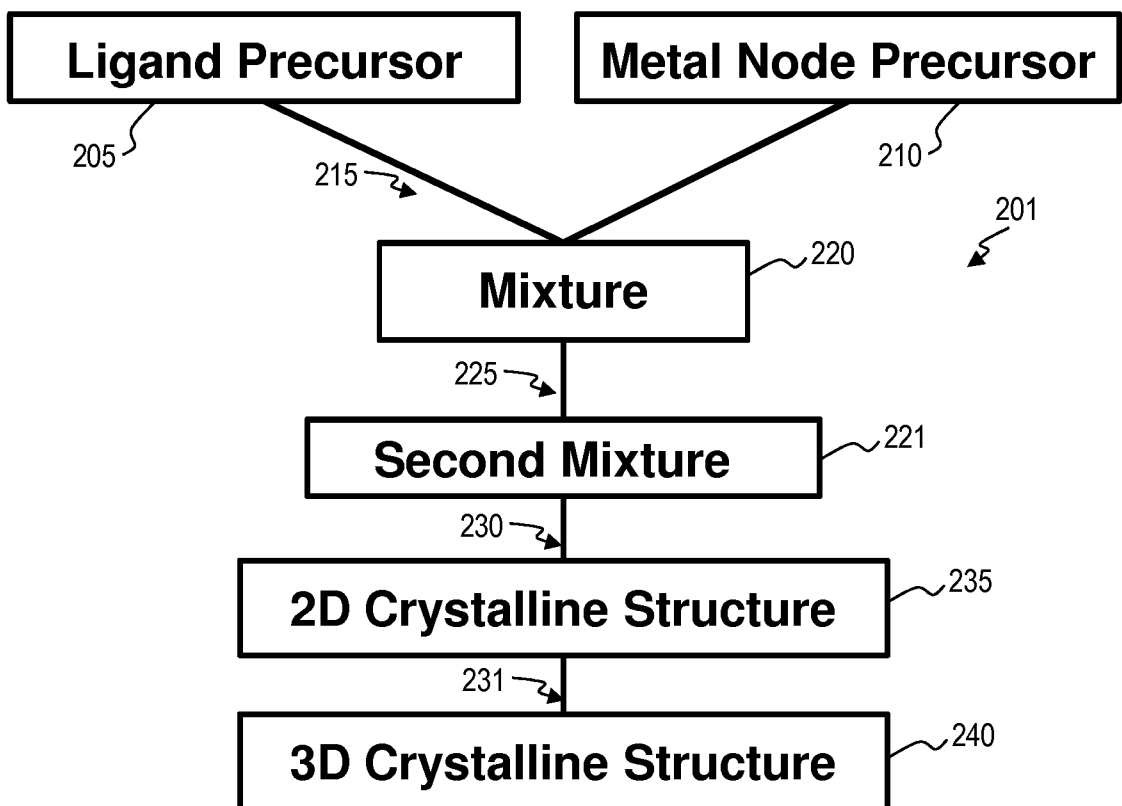


FIG 2B

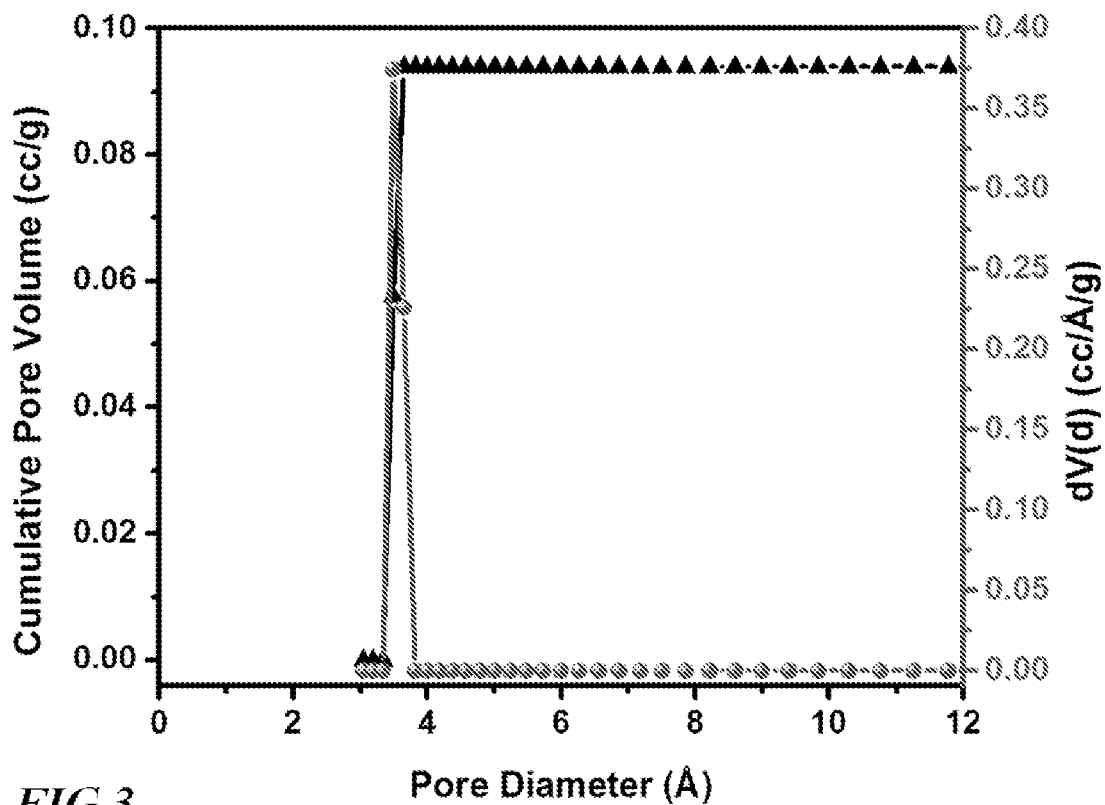


FIG 3

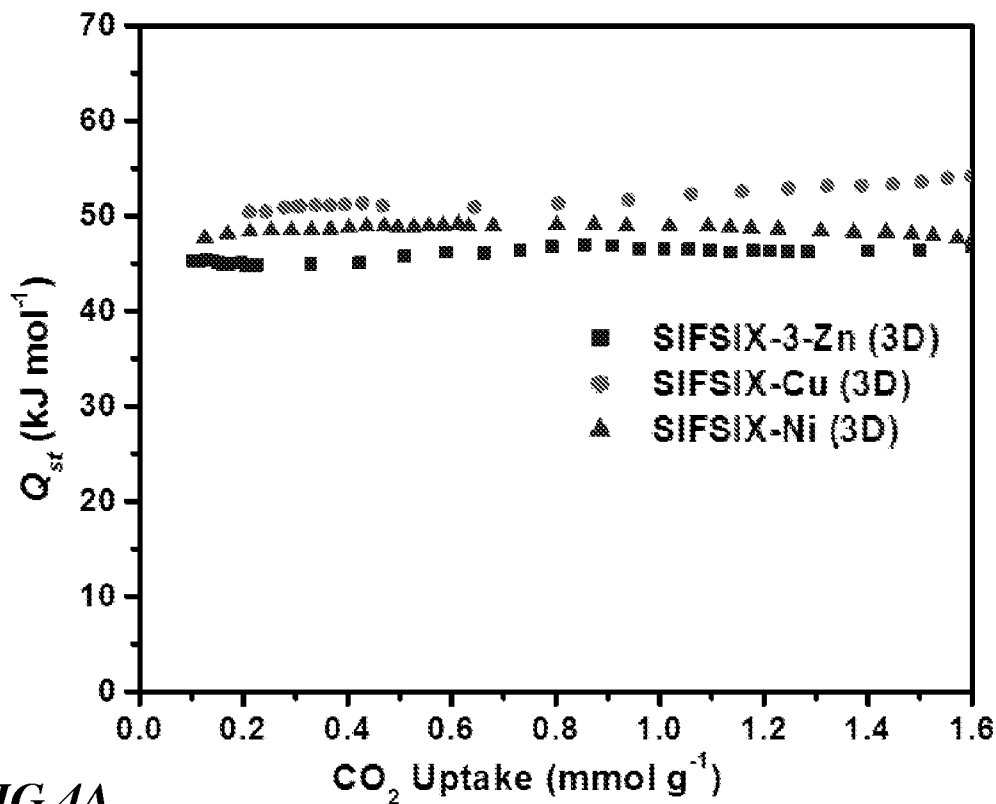


FIG 4A

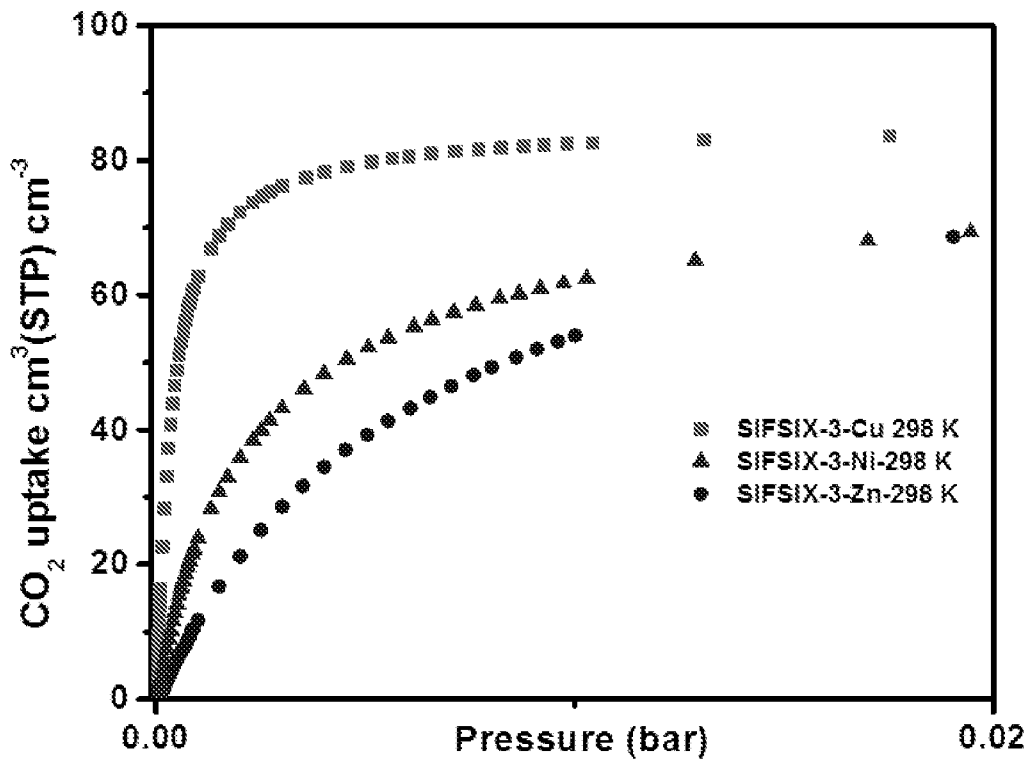


FIG 4B

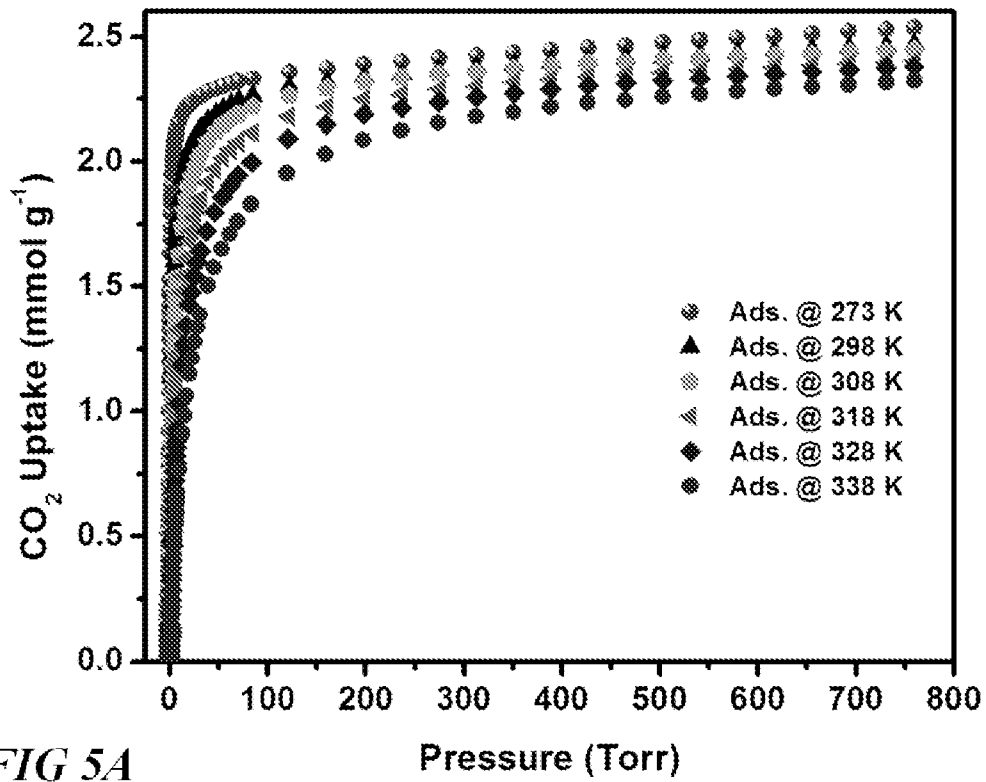


FIG 5A

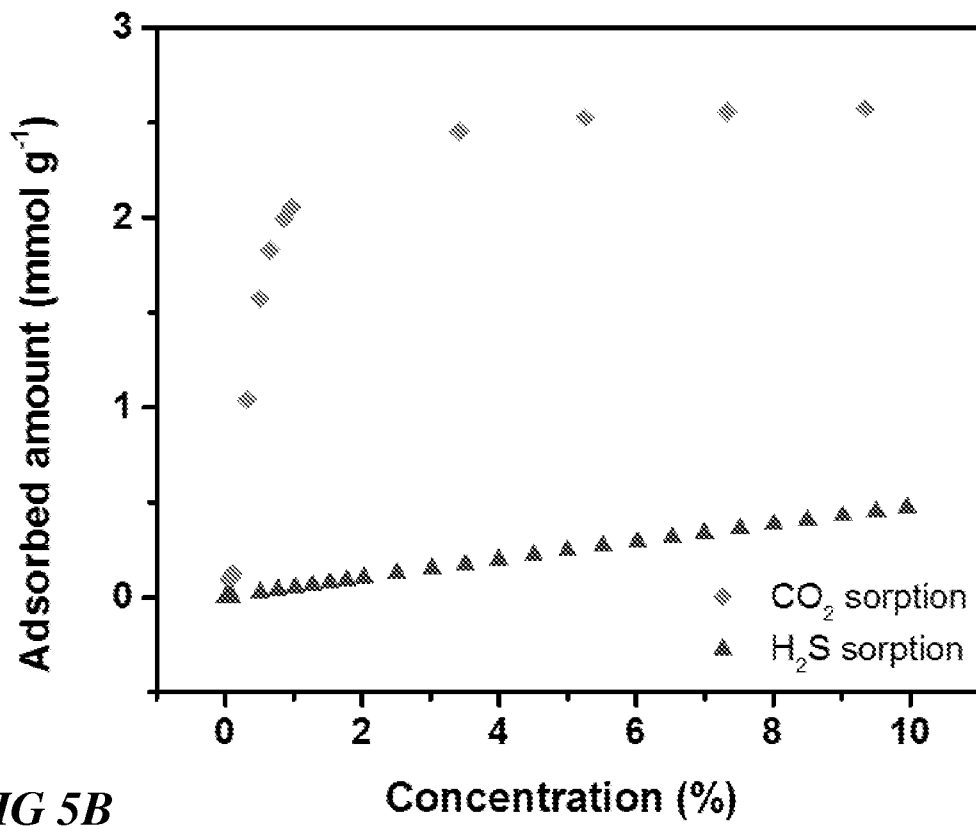


FIG 5B

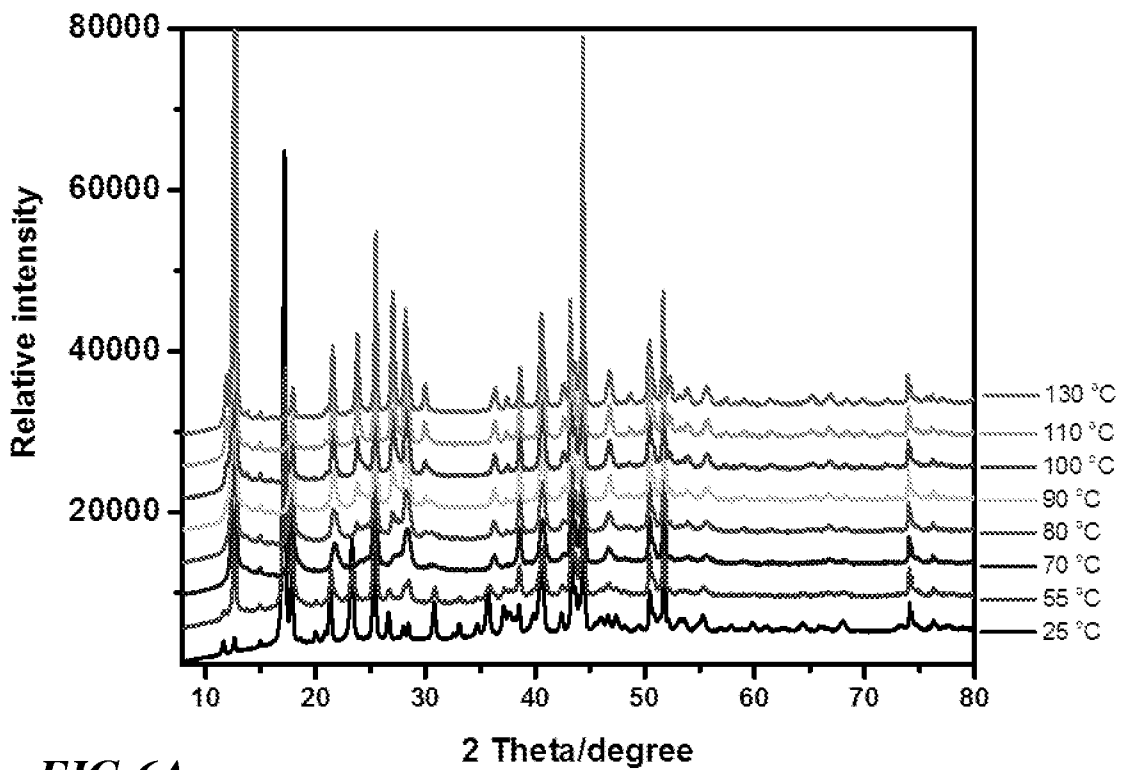


FIG 6A

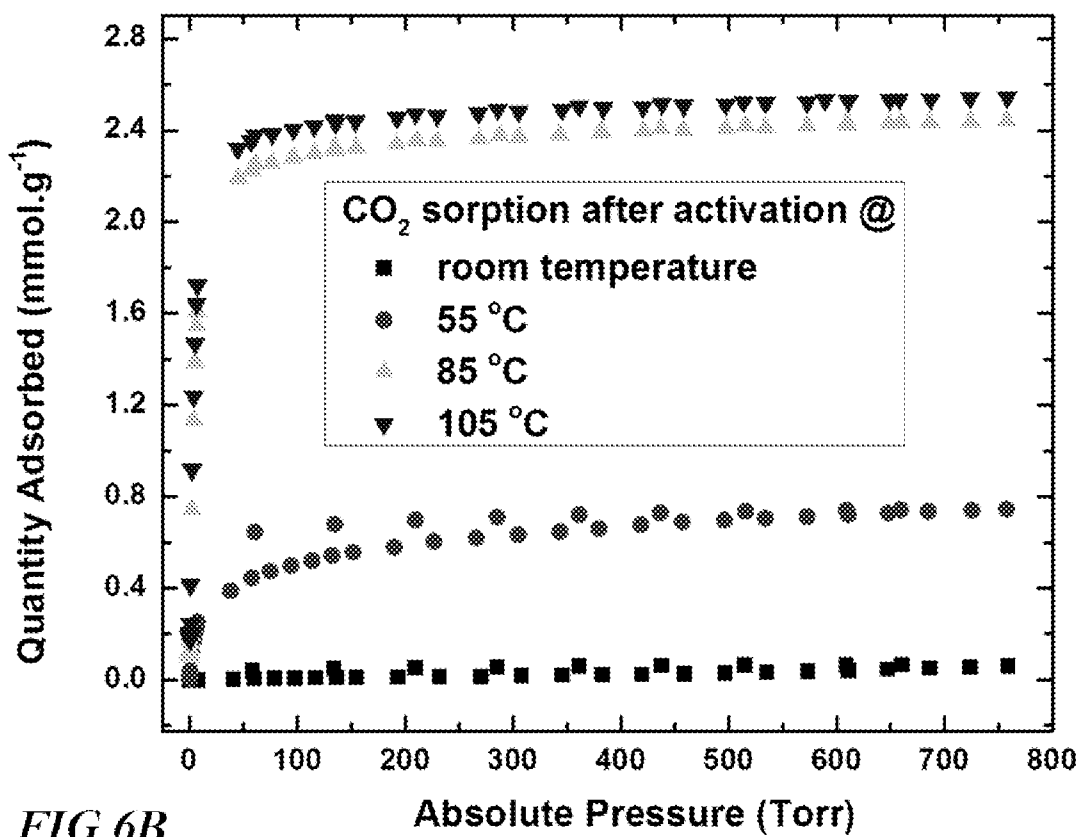


FIG 6B

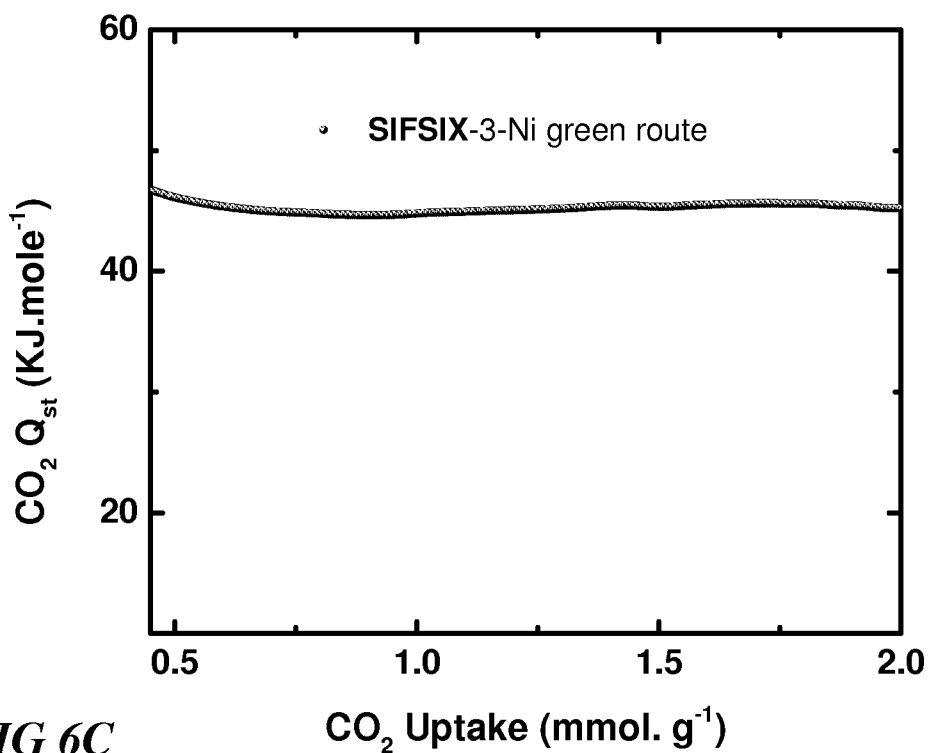


FIG 6C

INTERNATIONAL SEARCH REPORT

International application No
PCT/US2015/036212

A. CLASSIFICATION OF SUBJECT MATTER INV. C07F15/04 ADD.		
According to International Patent Classification (IPC) or to both national classification and IPC		
B. FIELDS SEARCHED		
Minimum documentation searched (classification system followed by classification symbols) C07F		
Documentation searched other than minimum documentation to the extent that such documents are included in the fields searched		
Electronic data base consulted during the international search (name of data base and, where practicable, search terms used) EPO-Internal, WPI Data, CHEM ABS Data		
C. DOCUMENTS CONSIDERED TO BE RELEVANT		
Category*	Citation of document, with indication, where appropriate, of the relevant passages	Relevant to claim No.
X	PAN YANG ET AL: "Hydrothermal synthesis and characterization of a series of luminescent Zn(ii) and Cd(ii) coordination polymers with the new versatile multidentate ligand 1,3-di-(1,2,4-triazol-4-yl)benzene", CRYSTENCOMM, vol. 15, no. 40, 1 January 2013 (2013-01-01), page 8097, XP055212795, DOI: 10.1039/c3ce40946e * scheme 3 * page 8099, column 2, paragraph 3 - page 8100, column 2, paragraph 1 ----- -/--	1,2,4,6, 9-11,14, 16,19,20
<input checked="" type="checkbox"/>	Further documents are listed in the continuation of Box C.	<input checked="" type="checkbox"/> See patent family annex.
* Special categories of cited documents :		
<p>"A" document defining the general state of the art which is not considered to be of particular relevance</p> <p>"E" earlier application or patent but published on or after the international filing date</p> <p>"L" document which may throw doubts on priority claim(s) or which is cited to establish the publication date of another citation or other special reason (as specified)</p> <p>"O" document referring to an oral disclosure, use, exhibition or other means</p> <p>"P" document published prior to the international filing date but later than the priority date claimed</p>		<p>"T" later document published after the international filing date or priority date and not in conflict with the application but cited to understand the principle or theory underlying the invention</p> <p>"X" document of particular relevance; the claimed invention cannot be considered novel or cannot be considered to involve an inventive step when the document is taken alone</p> <p>"Y" document of particular relevance; the claimed invention cannot be considered to involve an inventive step when the document is combined with one or more other such documents, such combination being obvious to a person skilled in the art</p> <p>"&" document member of the same patent family</p>
Date of the actual completion of the international search 11 September 2015		Date of mailing of the international search report 17/09/2015
Name and mailing address of the ISA/ European Patent Office, P.B. 5818 Patentlaan 2 NL - 2280 HV Rijswijk Tel. (+31-70) 340-2040, Fax: (+31-70) 340-3016		Authorized officer Eberhard, Michael

INTERNATIONAL SEARCH REPORT

International application No

PCT/US2015/036212

C(Continuation). DOCUMENTS CONSIDERED TO BE RELEVANT		
Category*	Citation of document, with indication, where appropriate, of the relevant passages	Relevant to claim No.
X	<p>BIN DING ET AL: "Hydrothermal syntheses and characterization of a series of luminescent Cd(ii) frameworks with pyridine-based and benzene-based bis-triazole ligands", CRYSTENGGCOMM, vol. 15, no. 13, 1 January 2013 (2013-01-01), page 2490, XP055212785, DOI: 10.1039/c3ce26998a page 2491, column 2, paragraph 1 - page 2492, column 1, paragraph 3 -----</p>	1,4,6, 9-11,14, 16,19,20
X	<p>C J Adams: "Supporting Information - Solid State Interconversions Of Coordination Networks And Hydrogen-Bonded Salts", 1 January 2007 (2007-01-01), pages 1-24, XP055212740, Retrieved from the Internet: URL:http://www.wiley-vch.de/contents/jc_2002/2007/z603593_s.pdf [retrieved on 2015-09-11] page 1, paragraph 2 page 1, last paragraph - paragraph 2 page 3, paragraph 3 - paragraph 4 -----</p>	1,2,5,6, 9-12,15, 16,19,20
X	<p>JING SHI ET AL: "Synthesis of MIL-100(Fe) at Low Temperature and Atmospheric Pressure", JOURNAL OF CHEMISTRY, vol. 12, no. 32, 1 January 2013 (2013-01-01), pages 5878-4, XP055210424, ISSN: 2090-9063, DOI: 10.1002/anie.201001230 paragraph [002.] -----</p>	1,2, 9-12,19, 20
X	<p>TOMISLAV FRISCIC ET AL: "Mechanochemical conversion of a metal oxide into coordination polymers and porous frameworks using liquid-assisted grinding (LAG)", CRYSTENGGCOMM, vol. 11, no. 5, 1 January 2009 (2009-01-01), page 743, XP055212749, DOI: 10.1039/b822934c figure 1 page 745, column 2, line ref. 18 ----- -/--</p>	1,2, 9-11,19, 20

INTERNATIONAL SEARCH REPORT

International application No
PCT/US2015/036212

C(Continuation). DOCUMENTS CONSIDERED TO BE RELEVANT		
Category*	Citation of document, with indication, where appropriate, of the relevant passages	Relevant to claim No.
X	PETER A. BAYLISS ET AL: "Synthesis of metal-organic frameworks by continuous flow", GREEN CHEMISTRY, vol. 16, no. 8, 1 January 2014 (2014-01-01), page 3796, XP055210420, ISSN: 1463-9262, DOI: 10.1039/C4GC00313F page 3800, column 1, last paragraph - column 2, paragraph first -----	1,9-11, 19,20
X	GRAHAM A. BOWMAKER ET AL: "Solvent-assisted mechanochemical synthesis of metal complexes", DALTON TRANSACTIONS, no. 22, 1 January 2008 (2008-01-01), page 2926, XP055212735, ISSN: 1477-9226, DOI: 10.1039/b804229m page 2928, column 2, paragraph 4 page 2926, column 2, paragraph 2 -----	1,6,7,9, 10
A	WO 2013/112792 A1 (DOW CORNING [US]) 1 August 2013 (2013-08-01) examples 1-7 claim 1 -----	1-20
X,P	OSAMA SHEKHAH ET AL: "A facile solvent-free synthesis route for the assembly of a highly CO ₂ selective and H ₂ S tolerant NiSIFSIX metal-organic framework", CHEMICAL COMMUNICATIONS, vol. 51, no. 71, 1 January 2015 (2015-01-01), pages 13595-13598, XP055209189, ISSN: 1359-7345, DOI: 10.1039/C5CC04487A the whole document -----	1-20

INTERNATIONAL SEARCH REPORT

Information on patent family members

International application No

PCT/US2015/036212

Patent document cited in search report	Publication date	Patent family member(s)	Publication date
WO 2013112792	A1	NONE	01-08-2013