



- (51) International Patent Classification:
C07D 317/36 (2006.01)
- (21) International Application Number:
PCT/IB2014/002257
- (22) International Filing Date:
8 July 2014 (08.07.2014)
- (25) Filing Language: English
- (26) Publication Language: English
- (30) Priority Data:
61/843,969 9 July 2013 (09.07.2013) US
- (71) Applicant: KING ABDULLAH UNIVERSITY OF SCIENCE AND TECHNOLOGY [SA/SA]; 4700 King Abdullah University Of Science And Technology, Thuwal, 23955-6900 (SA).
- (72) Inventors: D'ELIA, Valerio; King Abdullah University Of Science And Technology, 4700 King Abdullah University Of Science And, Technology, Thuwal, 23955-6900 (SA). PELLETIER, Jeremie, D.a.; King Abdullah University Of Science And, Technology, 4700 King Abdullah University Of Science And, Technology, Thuwal, 23955-6900 (SA). BASSETT, Jean-marie; King Abdullah University Of Science And, Technology, Thuwal, 23955-6900 (SA).

(81) Designated States (unless otherwise indicated, for every kind of national protection available): AE, AG, AL, AM, AO, AT, AU, AZ, BA, BB, BG, BH, BN, BR, BW, BY, BZ, CA, CH, CL, CN, CO, CR, CU, CZ, DE, DK, DM, DO, DZ, EC, EE, EG, ES, FI, GB, GD, GE, GH, GM, GT, HN, HR, HU, ID, IL, IN, IR, IS, JP, KE, KG, KN, KP, KR, KZ, LA, LC, LK, LR, LS, LT, LU, LY, MA, MD, ME, MG, MK, MN, MW, MX, MY, MZ, NA, NG, NI, NO, NZ, OM, PA, PE, PG, PH, PL, PT, QA, RO, RS, RU, RW, SA, SC, SD, SE, SG, SK, SL, SM, ST, SV, SY, TH, TJ, TM, TN, TR, TT, TZ, UA, UG, US, UZ, VC, VN, ZA, ZM, ZW.

(84) Designated States (unless otherwise indicated, for every kind of regional protection available): ARIPO (BW, GH, GM, KE, LR, LS, MW, MZ, NA, RW, SD, SL, SZ, TZ, UG, ZM, ZW), Eurasian (AM, AZ, BY, KG, KZ, RU, TJ, TM), European (AL, AT, BE, BG, CH, CY, CZ, DE, DK, EE, ES, FI, FR, GB, GR, HR, HU, IE, IS, IT, LT, LU, LV, MC, MK, MT, NL, NO, PL, PT, RO, RS, SE, SI, SK, SM, TR), OAPI (BF, BJ, CF, CG, CI, CM, GA, GN, GQ, GW, KM, ML, MR, NE, SN, TD, TG).

Published:

- with international search report (Art. 21(3))
- before the expiration of the time limit for amending the claims and to be republished in the event of receipt of amendments (Rule 48.2(h))



WO 2015/004536 A1

(54) Title: METHODS OF MAKING ALKYLENE CARBONATES AND METHODS OF CONVERTING CO₂

(57) Abstract: Embodiments of the present disclosure provide for a method of making an alkylene carbonate, catalysts, methods of converting CO₂ to an alkylene carbonate, and the like.

METHODS OF MAKING ALKYLENE CARBONATES AND METHODS OF CONVERTING CO₂

CROSS-REFERENCE TO RELATED APPLICATION

This application claims priority to co-pending U.S. Provisional Application entitled "METHODS OF MAKING ALKYLENE CARBONATES AND METHODS OF CONVERTING CO₂" having Serial No. 61/843,969, filed on July 9, 2013, which is incorporated herein by reference.

BACKGROUND

Around 30 Gt of CO₂ are released every year as an effect of human activities, mostly because of fossil fuel combustion. The huge amount of CO₂ accumulating in the atmosphere since the beginning of the industrial era represents an inexpensive, ubiquitous and oil-free source of carbon for the chemical industry, as well as an environmental threat, given the high global warming potential of CO₂. Therefore, the conversion of waste CO₂ into value-added chemicals would be extremely advantageous. Nevertheless, as power generation and CO₂ emission are unavoidably connected to fossil fuel combustion, only a process able to convert CO₂ efficiently under mild conditions of temperature and pressure (i.e. little to no energy input required) could act as actual CO₂ recycling with a positive C-balance. The process should preferentially be carried out directly from a stream of industrial flue gas to avoid the energetic penalty associated with CO₂ purification.

In this context, the exothermic reaction between epoxides and CO₂ to yield cyclic carbonates represents an active field of research. Cyclic carbonates such as ethylene or propylene carbonate represent key intermediates towards the synthesis of dimethyl carbonate and glycols (e.g., the Asahi-Kasei process, route to polycarbonates). Moreover, ethylene and propylene carbonate are useful highly polar solvents for a wide range of applications including as solvents for electrolytes in batteries and for the painting industry.

Cyclic carbonates are generally produced by the reaction of epoxides and CO₂ in the presence of metal halides and tetralkylammonium salts. This process typically takes place at temperatures higher than 120 °C and at pressure above 40 bar and therefore is a net CO₂ producer. Alternatively, cyclic carbonates can be

prepared from phosgene and glycols. This process presents low yields, produces corrosive HCl gas and uses a very toxic reagent such as phosgene which is considered a weapon of mass destruction (WMD).

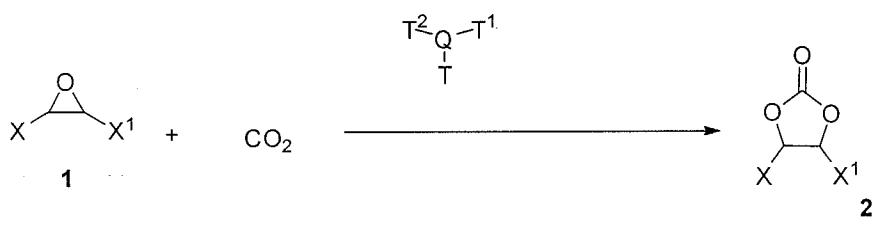
There is currently a strong effort by most industrialized countries to reduce CO₂ emissions; International treaties such as the Kyoto Protocol have been signed by most UN member countries and mechanisms have been set in place to reward countries and firms able to abate emissions through the creation of quota systems and tradable emission credits. However no viable catalytic system existed so far for the conversion of CO₂ and alkylene oxides at ambient temperature and at sub-atmospheric CO₂ pressure under batch conditions or directly from a stream of diluted CO₂ gas.

Therefore, there is a need to overcome the deficiencies of current technology.

SUMMARY

Embodiments of the present disclosure provide for a method of making an alkylene carbonate, catalysts, methods of converting CO₂ to an alkylene carbonate, and the like.

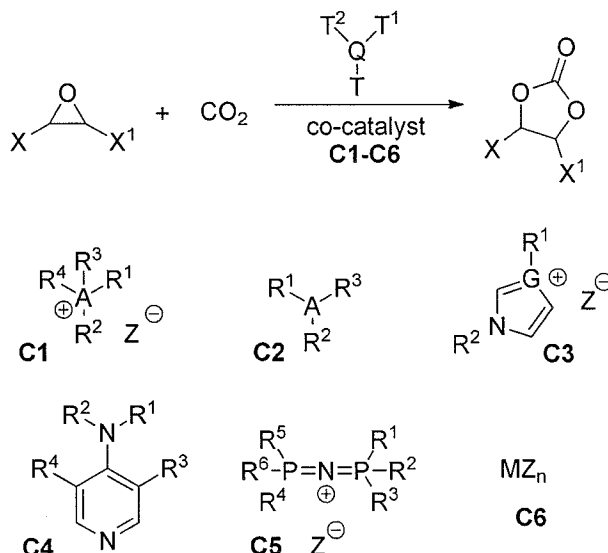
One exemplary embodiment of a method, among others, includes the following reaction:



wherein X and X¹ are each independently selected from: a linear or branched, substituted or unsubstituted alkyl group; a substituted or unsubstituted aryl group; a substituted or unsubstituted cyclic group; a substituted or unsubstituted heteroaryl group; C_xH_{2x}R; OR; H; NR₂; SR₂; SiR₂; Cl; F; Br; I; B; PR₂; or SeR; wherein x is 1 to 10; wherein T, T¹, and T² are each independently selected from: F, Cl, Br, I, OR, SR₂, NR₂, PR₂, or SeR; wherein each R is independently selected from: hydrogen; a linear or branched, substituted or unsubstituted alkyl group; a substituted or unsubstituted aryl group; a substituted or unsubstituted cyclic group; or a substituted

or unsubstituted heteroaryl group; wherein Q is selected from scandium, yttrium, or lanthanum; and wherein CO₂ represents CO₂ or a mixture of gases containing CO₂.

In an embodiment, the reaction can include a co-catalyst as shown below:



wherein A is selected from N or P; wherein Z is selected from a halogen atom or from one of the following groups: Br₃, OR', SR', NO₃, SO₃, SO₄, R'SO₃, ClO₄, BF₄, R'CX₃COO, N₃, or CN, wherein each R' is independently selected from: H; a linear or branched, substituted or unsubstituted alkyl; a substituted or unsubstituted aryl; a substituted or unsubstituted cyclic group; or a substituted or unsubstituted heteroaryl; wherein X' is H, Cl, or F; wherein R¹, R², R³, R⁴, R⁵, and R⁶ are each independently selected from a linear or branched, substituted or unsubstituted alkyl; a substituted or unsubstituted aryl; a substituted or unsubstituted cyclic group; or a substituted or unsubstituted heteroaryl; wherein G is selected from N or S; and wherein M is selected from Li, Na, K, Sr, Mg, Al, or Ca.

DETAILED DESCRIPTION

Before the present disclosure is described in greater detail, it is to be understood that this disclosure is not limited to particular embodiments described, as such may, of course, vary. It is also to be understood that the terminology used herein is for the purpose of describing particular embodiments only, and is not intended to be limiting, since the scope of the present disclosure will be limited only by the appended claims.

Where a range of values is provided, it is understood that each intervening value, to the tenth of the unit of the lower limit (unless the context clearly dictates otherwise), between the upper and lower limit of that range, and any other stated or intervening value in that stated range, is encompassed within the disclosure. The upper and lower limits of these smaller ranges may independently be included in the smaller ranges and are also encompassed within the disclosure, subject to any specifically excluded limit in the stated range. Where the stated range includes one or both of the limits, ranges excluding either or both of those included limits are also included in the disclosure.

Unless defined otherwise, all technical and scientific terms used herein have the same meaning as commonly understood by one of ordinary skill in the art to which this disclosure belongs. Although any methods and materials similar or equivalent to those described herein can also be used in the practice or testing of the present disclosure, the preferred methods and materials are now described.

As will be apparent to those of skill in the art upon reading this disclosure, each of the individual embodiments described and illustrated herein has discrete components and features which may be readily separated from or combined with the features of any of the other several embodiments without departing from the scope or spirit of the present disclosure. Any recited method can be carried out in the order of events recited or in any other order that is logically possible.

Embodiments of the present disclosure will employ, unless otherwise indicated, techniques of chemistry, synthetic organic chemistry, polymer chemistry, analytical chemistry, and the like, which are within the skill of the art. Such techniques are explained fully in the literature.

The following examples are put forth so as to provide those of ordinary skill in the art with a complete disclosure and description of how to perform the methods and use the compositions and compounds disclosed and claimed herein. Efforts have been made to ensure accuracy with respect to numbers (*e.g.*, amounts, temperature, *etc.*), but some errors and deviations should be accounted for. Unless indicated otherwise, parts are parts by weight, temperature is in °C, and pressure is in bar. Standard temperature and pressure are defined as 0 °C and 1 bar.

Before the embodiments of the present disclosure are described in detail, it is to be understood that, unless otherwise indicated, the present disclosure is not

limited to particular materials, reagents, reaction materials, manufacturing processes, or the like, as such can vary. It is also to be understood that the terminology used herein is for purposes of describing particular embodiments only, and is not intended to be limiting. It is also possible in the present disclosure that steps can be executed in different sequence where this is logically possible.

It must be noted that, as used in the specification and the appended claims, the singular forms "a," "an," and "the" include plural referents unless the context clearly dictates otherwise. Thus, for example, reference to "a support" includes a plurality of supports. In this specification and in the claims that follow, reference will be made to a number of terms that shall be defined to have the following meanings unless a contrary intention is apparent.

Definitions:

The term "substituted" refers to any one or more hydrogens on the designated atom that can be replaced with a selection from the indicated group, provided that the designated atom's normal valence is not exceeded.

As used herein, "aliphatic" or "aliphatic group" refers to a saturated or unsaturated, linear or branched, cyclic (non-aromatic) or heterocyclic (non-aromatic), hydrocarbon or hydrocarbon group and encompasses alkanes, alkene, and alkynes, and alkyl, alkenyl, and alkynyl groups for example.

As used herein, "alkyl" or "alkyl group" refers to a linear or branched saturated aliphatic hydrocarbon having from 1 to 10 carbons. Examples of alkyl include, but are not limited to methyl, iso-propyl, sec-butyl, t-butyl, and iso-pentyl.

The term "substituted," as in "substituted alkyl," "substituted aryl," "substituted heteroaryl" and the like means that the substituted group may contain in place of one or more hydrogens a group such as alkyl, hydroxy, amino, halo, trifluoromethyl, cyano, --NH(lower alkyl), --N(lower alkyl)₂, lower alkoxy, lower alkylthio, or carboxy, and thus embraces the terms haloalkyl, alkoxy, fluorobenzyl, and the sulfur and phosphorous containing substitutions referred to below.

As used herein, "halo", "halogen", or "halogen radical" refers to a fluorine, chlorine, bromine, and iodine, and radicals thereof. Further, when used in compound words, such as "haloalkyl" or "haloalkenyl", "halo" refers to an alkyl or alkenyl radical in which one or more hydrogens are substituted by halogen radicals.

Examples of haloalkyl include, but are not limited to, trifluoromethyl, trichloromethyl, pentafluoroethyl, and pentachloroethyl.

The term "aryl" as used herein, refers to an aromatic monocyclic or multicyclic ring system of about 6 to about 14 carbon atoms, preferably of about 6 to about 10 carbon atoms. Exemplary aryl groups include phenyl or naphthyl, or phenyl substituted or naphthyl substituted.

The term "heteroaryl" is used herein to denote an aromatic ring or fused ring structure of carbon atoms with one or more non-carbon atoms, such as oxygen, nitrogen, and sulfur, in the ring or in one or more of the rings in fused ring structures. Preferred examples are furanyl, imidazolyl, pyranyl, pyrrolyl, and pyridyl.

As used herein, "cyclic" group refers to a cyclic hydrocarbon having a stable 4, 5, 6, 7, 8, 9, 10, 11, or 12 membered (*e.g.*, carbon or hetero), (unless the number of members is otherwise recited), monocyclic, bicyclic, or tricyclic cyclic ring.

As used herein, "heterocycle" refers to any stable 4, 5, 6, 7, 8, 9, 10, 11, or 12 membered, (unless the number of members is otherwise recited), monocyclic, bicyclic, or tricyclic heterocyclic ring that is saturated or partially unsaturated, and which includes carbon atoms and 1, 2, 3, or 4 heteroatoms independently selected from the group consisting of N, O, and S. If the heterocycle is defined by the number of carbon atoms, then from 1, 2, 3, or 4 of the listed carbon atoms are replaced by a heteroatom. If the heterocycle is bicyclic or tricyclic, then at least one of the two or three rings must contain a heteroatom, though both or all three may each contain one or more heteroatoms. The N group may be N, NH, or N-substituent, depending on the chosen ring and if substituents are recited. The nitrogen and sulfur heteroatoms optionally may be oxidized (*e.g.*, S, S(O), S(O)₂, and N-O). The heterocycle may be attached to its pendant group at any heteroatom or carbon atom that results in a stable structure. The heterocycles described herein may be substituted on carbon or on a heteroatom if the resulting compound is stable.

The expression “dynamic conditions with respect to a reaction component” indicates that the given reaction component is continuously or progressively introduced into the reaction vessel or reactor containing the catalyst at a defined average flow rate and it is constantly removed or allowed to flow out from the reaction vessel at a defined flow rate. The stream of unconsumed reagent may or may not contain part of the other reaction components or products.

General Discussion

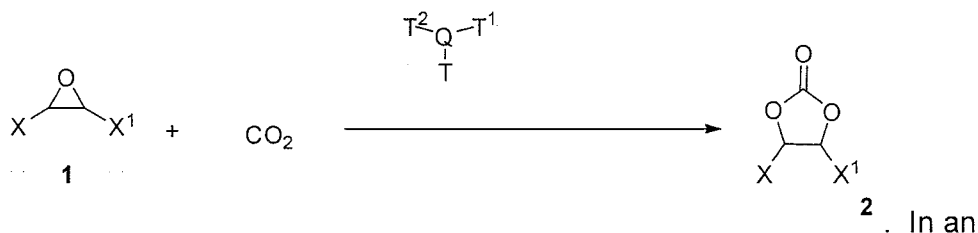
Embodiments of the present disclosure provide for a method of making an alkylene carbonate, catalysts, methods of converting CO₂ to an alkylene carbonate, and the like. Embodiments of the present disclosure provide for a simple, readily available, and inexpensive catalytic system that can convert CO₂ into value-added chemicals under extremely mild conditions of temperature and pressure and at low CO₂ concentrations under batch or under dynamic conditions with respect to CO₂.

An exemplary method uses a catalyst that can couple CO₂ and epoxides under ambient conditions and at low CO₂ pressure and concentration. As a result, methods of the present disclosure can have the effect of saving considerable amounts of energy, reducing CO₂ emissions, and simplifying the production setup by removing the need for high pressure/high temperature reactors.

In an embodiment, methods of the present disclosure could be implemented into suitable reactors able to use CO₂ directly at the place of production (for example, from flue gas at a power plant). This implementation would simultaneously allow the facile synthesis of cyclic carbonates and the capture of CO₂ at the source of emission. Therefore, this method could be used along with traditional CO₂ capture systems for the direct recycling of the CO₂ captured, as well as in a stand-alone CO₂-capture/value-adding device.

In an embodiment, the method can be used in a system that generates CO₂, and the method can reduce the CO₂ emissions. In an embodiment, the CO₂-containing mixture of gases can be represented by industrial waste flue gas. In particular, the method can be used to produce alkylene carbonates from CO₂ and epoxides in chemical plants that produce alkylene carbonates as intermediates towards the synthesis of acyclic carbonates such as, but not limited to, dimethyl carbonate, diethyl carbonate, and diphenyl carbonate.

In an embodiment, the method can be illustrated in the following reaction sequence:



embodiment, the method can be used to make alkylene carbonates.

In an embodiment, the reaction can be conducted in a batch reactor at a partial pressure of about 0.001 MPa to about 20 MPa of CO₂ or about 0.01 MPa to about 5 MPa of CO₂ and the temperature of the reaction can be about -50 °C to about 250 °C or about 0 °C to about 150 °C.

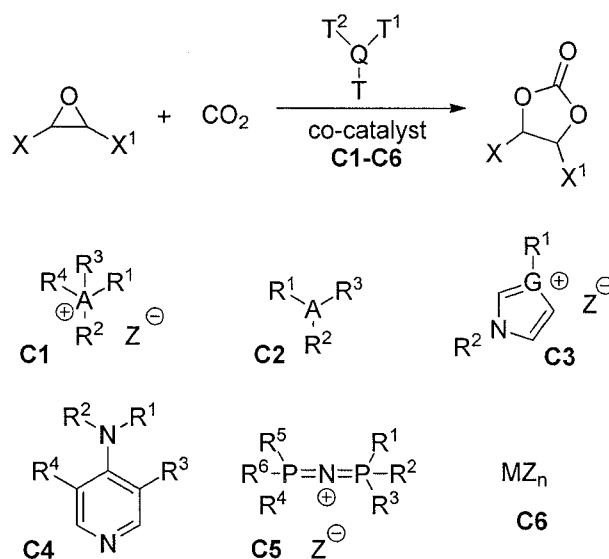
In an embodiment, the reaction can be conducted under dynamic conditions with respect to CO₂ by adding or bubbling a CO₂-containing mixture of gases (CO₂ concentration in the gas mixture: about 0.01% to about 100%) into a solution containing an epoxide, and the catalytic components can be at a temperature of about -50 °C to about 250 °C and at a pressure of about 0.01 to about 5 MPa.

In an embodiment, X and X¹ can each be independently selected from: an aliphatic group, an alkyl group (linear or branched, substituted or unsubstituted), an aryl group (substituted or unsubstituted), a cyclic group (substituted or unsubstituted), a heteroaryl group (substituted or unsubstituted), C_xH_{2x}R (x can be 1 to 20), OR, H, NR₂, SR₂, SiR₂, Cl, F, Br, I, B, PR₂, or SeR.

In an embodiment, T, T¹, and T² can each be independently selected from: F, Cl, Br, I, OR, SR₂, NR₂, PR₂, or SeR. In an embodiment, Q can be selected from scandium, yttrium, or lanthanum. In an embodiment, QTT¹T² can be YCl₃ or ScCl₃.

In an embodiment, each R can be independently selected from: hydrogen, an aliphatic group, an alkyl group (linear or branched, substituted or unsubstituted), an aryl group (substituted or unsubstituted), a cyclic group (substituted or unsubstituted), or a heteroaryl group (substituted or unsubstituted). In an embodiment, X and X¹ can independently be hydrogen or a methyl group.

In another embodiment, the method can include a co-catalyst such as those described by the structures presented below (C1-C6) or a combination thereof. In an embodiment, the reaction can be represented by the following sequence:



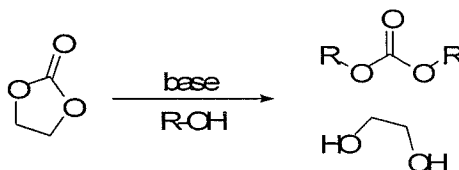
In an embodiment, A can be selected from N or P. In an embodiment, Z can be selected from a halogen atom or from one of the following groups: Br₃, OR' (R' = H, alkyl, aryl, cyclic, heteroaryl), SR' (R' = H, alkyl, aryl, cyclic, heteroaryl), NO₃, SO₃, SO₄, RSO₃ (R' = H, alkyl, aryl, cyclic, heteroaryl), ClO₄, BF₄, RCX₃COO (X' = H, Cl, F; R = H, alkyl, aryl, cyclic, heteroaryl), N₃, or CN (where each of the R' groups of Z can be substituted or unsubstituted).

In an embodiment, R¹, R², R³, R⁴, R⁵, and R⁶ can each be independently selected from: an alkyl (linear or branched), an aryl, a cyclic, or a heteroaryl group, and each can be substituted or unsubstituted. In an embodiment, G can be selected from N or S. In an embodiment, M can be selected from Li, Na, K, Sr, Mg, Al, or Ca.

In an embodiment, the co-catalyst can be selected from: tetrabutylammonium bromide or chloride, *tert*-butyl amine, triphenylphosphine, 4-dimethylaminopyridine, sodium or potassium iodide, 1-ethyl-3-methyl imidazolium bromide, bis(triphenylphosphine)iminium chloride or a combination thereof. In particular, the co-catalyst can be tetrabutylammonium bromide.

In an embodiment, alkylene carbonates can be used in solvents, lithium batteries, adhesives, paints, and plasticizers. In an embodiment, the alkylene carbonate can be used in other processes to produce useful reagents. For example, the alkylene carbonate can be used in the following reaction sequence, where R can be an alkyl group (linear or branched, substituted or unsubstituted), an aryl group

(substituted or unsubstituted), a cyclic group (substituted or unsubstituted), a heteroaryl group (substituted or unsubstituted), and the like.



EXAMPLES

Now having described the embodiments of the disclosure, in general, the following examples describe some additional embodiments. While embodiments of the present disclosure are described in connection with the example and the corresponding text and figures, there is no intent to limit embodiments of the disclosure to these descriptions. On the contrary, the intent is to cover all alternatives, modifications, and equivalents included within the spirit and scope of embodiments of the present disclosure.

Examples:

1) YCl_3 (222.6 mg, 1.14 mmol; 1 equiv.) and TBAB (tetrabutylammonium bromide, 367.5 mg, 1.14 mmol; 1 equiv.) are dissolved in propylene oxide (8 mL, 114 mmol, 100 equiv.) at 25 °C under an atmosphere of Argon. CO_2 is added to this mixture until the total pressure in the reaction vessel reaches 0.2 MPa (partial CO_2 pressure: 0.1 MPa). The mixture is stirred for 3 h. The pressure in the vessel is kept constant at 0.2 MPa through the course of the experiment with the drop in pressure compensated by the addition of CO_2 through a pressure controller. After 3 h, the excess CO_2 is slowly vented and the conversion determined by comparing the corresponding peaks of the starting material and of the product in the $^1\text{H-NMR}$ spectra of the mixture. Conversion of propylene oxide to propylene carbonate: 50% (Table 1, entry 1).

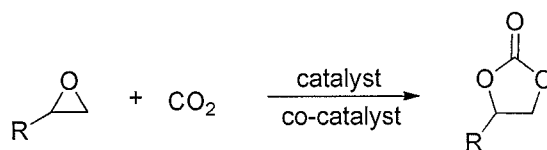
2) YCl_3 (22.3 mg, 0.114 mmol; 1 equiv.) and TBAB (tetrabutylammonium bromide, 48.4 mg, 0.15 mmol; 1.3 equiv.) are dissolved in propylene oxide (8 mL, 114 mmol, 1000 equiv.) at 25 °C under an atmosphere of Argon. The temperature of the reaction mixture is raised to 100 °C (5 °C/min) while CO_2 is simultaneously

pumped into the reaction vessel (0.07 MPa/min) until the total pressure reaches 1 MPa at 100 °C. The mixture is stirred for 45 min. The pressure in the vessel is kept constant at 1 MPa through the course of the experiment, with the drop in pressure compensated by the addition of CO₂ through a pressure controller. After 45 h, the reactor is cooled to room temperature and the excess CO₂ slowly vented. The conversion is determined by comparing the corresponding peaks of the starting material and of the product in the ¹H-NMR spectra of the mixture. Conversion of propylene oxide to propylene carbonate: 80%. (Table 1, entry 3).

3) (Dynamic conditions with respect to CO₂) YCl₃ (248 mg, 1.27 mmol; 1 equiv.) and TBAB (tetrabutylammonium bromide, 822 mg, 2.55 mmol; 2 equiv.) are dissolved in epichlorohydrin (2-(chloromethyl)oxirane) (10 mL, 127.5 mmol, 100 equiv.) at 22 °C under an atmosphere of Argon. A mixture of Ar and CO₂ (50% Ar; 50% CO₂ v/v, total flow rate 8 standard cm³/min) is bubbled for 5 h into this mixture with stirring. After this period, the conversion to the corresponding cyclic carbonate was determined by comparing the corresponding peaks of the starting material and of the product in the ¹H-NMR spectra of the mixture. Conversion: 33%. (Table 1, entry 9).

A number of additional examples on the application of Y, Sc, and La catalysts are reported in the following table; the reactions at 25 °C and 0.1 MPa CO₂ were carried out as in example 1, the other reactions as in example 2.

Table 1



Entry	R	catalyst/ (mol %)	co-catalyst/ (mol%) ^a	Temp. (°C)	CO ₂ pressure (MPa)	time (h)	Conversion (%) ^b	TON	TOF (h ⁻¹)
1	Me	YCl ₃ /(1)	TBAB/(1)	25	0.1	3	50	50	16.7
2	Me	YCl ₃ /(0.5)	TBAB/(1)	25	0.1	3	27	54	18.0
3	Me	YCl ₃ /(0.1)	TBAB/(0.13)	100	1	0.75	80	800	1067
4	Me	YCl ₃ /(0.5)	DMAP/(1)	40	0.2	12	50	50	4.2
5	Ph	Y ₂ O ₃ /(0.3)	PPNCl/(0.3)	120	1	3	88	270	90
6	Me	Y(NO ₃) ₃ /(0.5)	TBAB/(0.5)	60	0.5	6	27	54	9.0
7	Me	ScCl ₃ /(0.5)	TBAB/(1)	25	0.1	3	55	110	36.7
8	Me	LaCl ₃ /(0.5)	TBAB/(1)	25	0.1	6	10	20	3.3
9	CH ₂ Cl	YCl ₃ /(1)	TBAB/(2)	22	dynamic	5	33	33	6.6

^aTBAB = Tetra-*n*-butylammonium bromide, DMAP = 4-dimethylaminopyridine, PPNCl = Bis(triphenylphosphine)iminium chloride. ^bDetermined by ¹H NMR by integration of the starting material and product signals for the corresponding protons.

It should be noted that ratios, concentrations, amounts, and other numerical data may be expressed herein in a range format. It is to be understood that such a range format is used for convenience and brevity, and thus, should be interpreted in a flexible manner to include not only the numerical values explicitly recited as the limits of the range, but also to include all the individual numerical values or sub-ranges encompassed within that range as if each numerical value and sub-range is explicitly recited. To illustrate, a concentration range of “about 0.1% to about 5%” should be interpreted to include not only the explicitly recited concentration of about 0.1 wt% to about 5 wt%, but also include individual concentrations (e.g., 1%, 2%, 3%, and 4%) and the sub-ranges (e.g., 0.5%, 1.1%, 2.2%, 3.3%, and 4.4%) within the indicated range. In an embodiment, the term “about” can include traditional rounding based on numerical value and the measurement techniques. In addition, the phrase “about ‘x’ to ‘y’” includes “about ‘x’ to about ‘y’”.

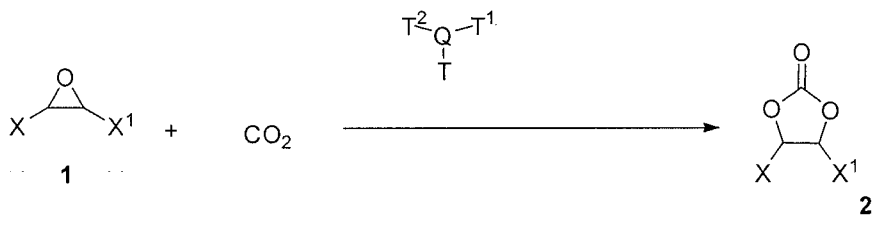
It should be emphasized that the above-described embodiments of the present disclosure are merely possible examples of implementations, and are set forth only for a clear understanding of the principles of the disclosure. Many

variations and modifications may be made to the above-described embodiments of the disclosure without departing substantially from the spirit and principles of the disclosure. All such modifications and variations are intended to be included herein within the scope of this disclosure.

CLAIMS

We claim at least the following:

1. A method comprising, performing the following reaction:



wherein X and X¹ are each independently selected from: a linear or branched, substituted or unsubstituted alkyl group; a substituted or unsubstituted aryl group; a substituted or unsubstituted cyclic group; a substituted or unsubstituted heteroaryl group; C_xH_{2x}R; OR; H; NR₂; SR₂; SiR₂; Cl; F; Br; I; B; PR₂; or SeR; wherein x is 1 to 10;

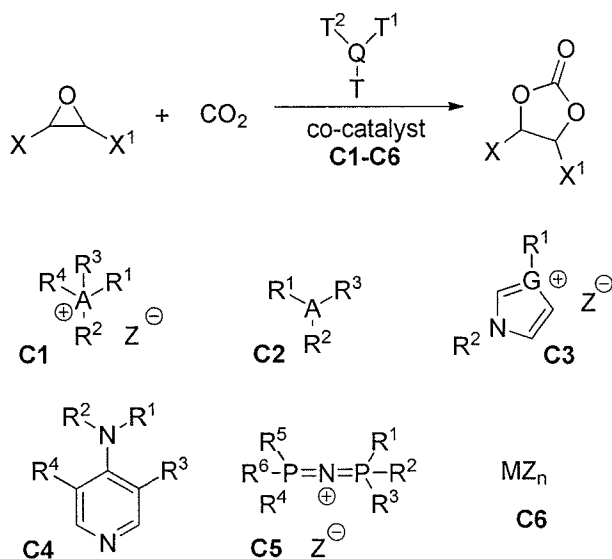
wherein T, T¹, and T² are each independently selected from: F, Cl, Br, I, OR, SR₂, NR₂, PR₂, or SeR;

wherein each R is independently selected from hydrogen, a linear or branched, substituted or unsubstituted alkyl group; a substituted or unsubstituted aryl group; a substituted or unsubstituted cyclic group; or a substituted or unsubstituted heteroaryl group;

wherein Q is selected from scandium, yttrium, or lanthanum, and

wherein CO₂ represents CO₂ or a mixture of gases containing CO₂.

2. The method of claim 1, further comprising a co-catalyst in the reaction as shown below:



wherein A is selected from N or P;

wherein Z is selected from a halogen atom or from one of the following groups: Br₃, OR', SR', NO₃, SO₃, SO₄, R'SO₃, ClO₄, BF₄, R'CX'₃COO, N₃, or CN; wherein each R' is independently selected from: H, a linear or branched, substituted or unsubstituted alkyl; a substituted or unsubstituted aryl; a substituted or unsubstituted cyclic group; or a substituted or unsubstituted heteroaryl; and wherein X' is H, Cl, or F;

wherein R¹, R², R³, R⁴, R⁵, and R⁶ are each independently selected from a linear or branched, substituted or unsubstituted alkyl; a substituted or unsubstituted aryl; a substituted or unsubstituted cyclic group; or a substituted or unsubstituted heteroaryl;

wherein G is selected from N or S;

wherein M is selected from Li, Na, K, Sr, Mg, Al, or Ca.

3. The method of claim 2, wherein the cocatalyst is selected from the group consisting of: tetrabutylammonium bromide or chloride, *tert*-butyl amine, triphenylphosphine, 4-dimethylaminopyridine, sodium or potassium iodide, 1-ethyl-3-methyl imidazolium bromide, bis(triphenylphosphine) iminium chloride, and a combination thereof.

4. The method of claims 1 or 2, further comprising conducting the reaction at a partial pressure of about 0.001 MPa to about 20 MPa of CO₂, and wherein the temperature of the reaction is from about -50 °C to about 250 °C.
5. The method of claims 1 or 2, wherein Q is yttrium.
6. The method of claim 5, wherein T, T¹, and T² are each Cl.
7. The method of claim 6, wherein X and X¹ are each a methyl group.
8. The method of claim 6, wherein X and X¹ are each a hydrogen atom.
9. The method of claim 7 or 8, wherein the cocatalyst is tetrabutylammonium bromide or tetrabutylammonium chloride.
10. The method of claims 1 or 2, wherein Q is scandium.
11. The method of claims 1 or 2, wherein CO₂ or a mixture of gases containing CO₂ is continuously added to the reaction mixture under dynamic conditions.

INTERNATIONAL SEARCH REPORT

International application No
PCT/IB2014/002257

A. CLASSIFICATION OF SUBJECT MATTER INV. C07D317/36 ADD.		
According to International Patent Classification (IPC) or to both national classification and IPC		
B. FIELDS SEARCHED Minimum documentation searched (classification system followed by classification symbols) C07D		
Documentation searched other than minimum documentation to the extent that such documents are included in the fields searched		
Electronic data base consulted during the international search (name of data base and, where practicable, search terms used) EPO-Internal, CHEM ABS Data, WPI Data		
C. DOCUMENTS CONSIDERED TO BE RELEVANT		
Category*	Citation of document, with indication, where appropriate, of the relevant passages	Relevant to claim No.
X	ROBERT L. PADDOCK ET AL: "Chiral (salen)Coiii catalyst for the synthesis of cyclic carbonatesElectronic supplementary information (ESI) available: general experimental procedures and analytical data for new compounds. See http://www.rsc.org/suppdata/cc/b4/b401543f/ ", CHEMICAL COMMUNICATIONS, no. 14, 1 January 2004 (2004-01-01), page 1622, XP055157866, ISSN: 1359-7345, DOI: 10.1039/b401543f the whole document ----- -/--	1-11
<input checked="" type="checkbox"/>	Further documents are listed in the continuation of Box C.	<input checked="" type="checkbox"/> See patent family annex.
* Special categories of cited documents : "A" document defining the general state of the art which is not considered to be of particular relevance "E" earlier application or patent but published on or after the international filing date "L" document which may throw doubts on priority claim(s) or which is cited to establish the publication date of another citation or other special reason (as specified) "O" document referring to an oral disclosure, use, exhibition or other means "P" document published prior to the international filing date but later than the priority date claimed "T" later document published after the international filing date or priority date and not in conflict with the application but cited to understand the principle or theory underlying the invention "X" document of particular relevance; the claimed invention cannot be considered novel or cannot be considered to involve an inventive step when the document is taken alone "Y" document of particular relevance; the claimed invention cannot be considered to involve an inventive step when the document is combined with one or more other such documents, such combination being obvious to a person skilled in the art "&" document member of the same patent family		
Date of the actual completion of the international search		Date of mailing of the international search report
11 December 2014		22/12/2014
Name and mailing address of the ISA/ European Patent Office, P.B. 5818 Patentlaan 2 NL - 2280 HV Rijswijk Tel. (+31-70) 340-2040, Fax: (+31-70) 340-3016		Authorized officer Schmid, Arnold

INTERNATIONAL SEARCH REPORT

 International application No
 PCT/IB2014/002257

C(Continuation). DOCUMENTS CONSIDERED TO BE RELEVANT

Category*	Citation of document, with indication, where appropriate, of the relevant passages	Relevant to claim No.
X	CHRISTOPHER J. WHITEOAK ET AL: "A Powerful Aluminum Catalyst for the Synthesis of Highly Functional Organic Carbonates", JOURNAL OF THE AMERICAN CHEMICAL SOCIETY, vol. 135, no. 4, 30 January 2013 (2013-01-30), pages 1228-1231, XP055157867, ISSN: 0002-7863, DOI: 10.1021/ja311053h whole document; see especially table 2 -----	1-11
X	CHRISTOPHER J. WHITEOAK ET AL: "An Efficient Iron Catalyst for the Synthesis of Five- and Six-Membered Organic Carbonates under Mild Conditions", ADVANCED SYNTHESIS & CATALYSIS, vol. 354, no. 2-3, 9 February 2012 (2012-02-09), pages 469-476, XP055157868, ISSN: 1615-4150, DOI: 10.1002/adsc.201100752 the whole document -----	1-11
X	US 6 870 004 B1 (NGUYEN SONBINH T [US] ET AL) 22 March 2005 (2005-03-22) columns 1-4, "summary of the invention"; claims -----	1-11
X	US 2006/089252 A1 (COATES GEOFFREY W [US] ET AL) 27 April 2006 (2006-04-27) pages 1,2: "summary of the invention"; claims -----	1-11
X	US 2006/094893 A1 (SRINIVAS DARBHA [IN] ET AL) 4 May 2006 (2006-05-04) paragraphs [13]-[20]; claims -----	1-11

INTERNATIONAL SEARCH REPORT

Information on patent family members

International application No PCT/IB2014/002257

Patent document cited in search report	Publication date	Patent family member(s)	Publication date
US 6870004	B1	22-03-2005	NONE
US 2006089252	A1	27-04-2006	US 2006089252 A1
			27-04-2006
			US 2007255039 A1
			01-11-2007
			US 2008108499 A1
			08-05-2008
			US 2010204437 A1
			12-08-2010
US 2006094893	A1	04-05-2006	NONE