

Accuracy of the DLPNO-CCSD(T) method for non-covalent bond dissociation enthalpies from coinage metal cation complexes

Yury Minenkov, Edrisse Chermak, and Luigi Cavallo

J. Chem. Theory Comput., **Just Accepted Manuscript** • DOI: 10.1021/acs.jctc.5b00584 • Publication Date (Web): 27 Aug 2015

Downloaded from <http://pubs.acs.org> on August 31, 2015

Just Accepted

“Just Accepted” manuscripts have been peer-reviewed and accepted for publication. They are posted online prior to technical editing, formatting for publication and author proofing. The American Chemical Society provides “Just Accepted” as a free service to the research community to expedite the dissemination of scientific material as soon as possible after acceptance. “Just Accepted” manuscripts appear in full in PDF format accompanied by an HTML abstract. “Just Accepted” manuscripts have been fully peer reviewed, but should not be considered the official version of record. They are accessible to all readers and citable by the Digital Object Identifier (DOI®). “Just Accepted” is an optional service offered to authors. Therefore, the “Just Accepted” Web site may not include all articles that will be published in the journal. After a manuscript is technically edited and formatted, it will be removed from the “Just Accepted” Web site and published as an ASAP article. Note that technical editing may introduce minor changes to the manuscript text and/or graphics which could affect content, and all legal disclaimers and ethical guidelines that apply to the journal pertain. ACS cannot be held responsible for errors or consequences arising from the use of information contained in these “Just Accepted” manuscripts.

1
2
3
4
5
6
7 Accuracy of DLPNO-CCSD(T) method for non-
8
9
10
11 covalent bond dissociation enthalpies from coinage
12
13
14
15
16 metal cation complexes.
17
18
19
20

21 *Yury Minenkov, Edrisse Chermak and Luigi Cavallo*
22

23
24 KAUST Catalysis Center (KCC), King Abdullah University of Science and Technology,
25

26
27 Thuwal-23955-6900, Saudi Arabia
28
29

30 KEYWORDS: DLPNO-CCSD(T), Transition Metals, Dissociation Enthalpies, Binding
31

32 Energies, Relativistic Effects, M06.
33
34
35

36 ABSTRACT. The performance of the domain based local pair-natural orbital coupled-cluster
37
38 (DLPNO-CCSD(T)) method has been tested to reproduce the experimental gas phase ligand
39
40 dissociation enthalpy in a series of Cu^+ , Ag^+ and Au^+ complexes. For 33 Cu^+ - non-covalent
41
42 ligand dissociation enthalpies all-electron calculations with the same method result in MUE
43
44 below 2.2 kcal/mol, although a MSE of 1.4 kcal/mol indicates systematic underestimation of the
45
46 experimental values. Inclusion of scalar relativistic effects for Cu either via effective core
47
48 potential (ECP) or Douglass-Kroll-Hess Hamiltonian, reduces the MUE below 1.7 kcal/mol and
49
50 the MSE to -1.0 kcal/mol. For 24 Ag^+ - non-covalent ligand dissociation enthalpies the DLPNO-
51
52 CCSD(T) method results in a mean unsigned error (MUE) below 2.1 kcal/mol and vanishing
53
54 mean signed error (MSE). For 15 Au^+ - non-covalent ligand dissociation enthalpies the DLPNO-
55
56
57
58
59
60

1
2
3 CCSD(T) methods provides larger MUE and MSE, equal to 3.2 and 1.7 kcal/mol, which might
4 be related to poor precision of the experimental measurements. Overall, for the combined dataset
5
6
7
8 of 72 coinage metal ion complexes DLPNO-CCSD(T) results in a MUE below 2.2 kcal/mol and
9
10 an almost vanishing MSE. As for a comparison with computationally cheaper density functional
11
12 theory (DFT) methods, the routinely used M06 functional results in MUE and MSE equal to 3.6
13
14 and -1.7 kcal/mol. Results converge already at CC-PVTZ quality basis set, making highly
15
16 accurate DLPNO-CCSD(T) estimates to be affordable for routine calculations (single-point) on
17
18 large transition metal complexes of > 100 atoms.
19
20
21
22
23

24 **1. Introduction**

25
26
27 Computational chemistry is routinely applied nowadays to support and integrate experimental
28
29 studies in transition-metal catalysis.¹⁻⁷ The successful standalone experimental-free theoretical
30
31 predictions in this field are far less common, however.⁸ While some failures in theoretical
32
33 predictions are originated from the complexity of the systems themselves and can be ameliorated
34
35 by proper inclusion of the effects deriving from incomplete sampling of the conformational
36
37 space and/or solvation,^{1,9} the other failures are related to the accuracy of electronic structure
38
39 methods. In general, scalar/vector relativistic effects, basis set completeness and multireference
40
41 character of some systems should be properly addressed regardless on the electronic structure
42
43 method used.¹⁰⁻¹¹ When it comes specifically to density functional theory (DFT) methods, which
44
45 is the only affordable computational protocol to study systems of “realistic-size”, one has to
46
47 remember that the performance of the underlying exchange-correlation (XC) functionals is not
48
49 uniform, and provides low to high accuracy predictions depending on the chemical system under
50
51 study.¹² The careful “calibration” against highly accurate experimental measurements or wave
52
53
54
55
56
57
58
59
60

1
2
3 function theory (WFT) calculations helps to improve upon the situation as well as latest
4
5 developments in functional design.^{9,13-27} However, the question to what extent the chemical
6
7 system under study is different from the ones used for calibration of a given functional and, more
8
9 important, the amount of highly accurate measurements is limited.
10
11

12
13
14 On the other hand, so-called “ab initio” WFT methods²⁸ are rigorous and allow to
15
16 systematically achieve chemical accuracy without any calibration against experimental data. In
17
18 particular, the coupled cluster approximation with inclusion of doubles and triples excitations
19
20 (CCSD(T)) is recognized as the golden standard to describe electronic structure, as long as no
21
22 strong static correlation exists in the studied system. The drawback is that CCSD(T) is applicable
23
24 only to small systems, since its cost scales as N^7 with N being the basis set size of the system.
25
26
27

28
29 This has conveyed many efforts to reduce the computational cost of CCSD(T) by, for example,
30
31 taking advantage of density fitting (or resolution of identity) approximations and new algorithms
32
33 for two electron integrals transformation,²⁹⁻³² and by using localized molecular orbitals³³⁻³⁶ to
34
35 optimize the selection of the most relevant excitations.³⁷⁻⁴⁰ Thanks to these technical
36
37 advancements, CCSD(T) is now affordable for systems up to 100 atoms, including transition
38
39 metals. Although different implementations of linear scaling CCSD(T) are quite effective, we
40
41 found the DLPNO-CCSD(T)³⁴⁻³⁵ implementation the easiest to use for end users. DLPNO stands
42
43 for domain based local pair natural orbital, since instead of canonical delocalized orbitals, pair
44
45 natural orbitals⁴¹ are used and then localized,³⁴⁻³⁵ so that they can be classified into domains for
46
47 proper sorting and selection of the most important excitations accounting for electronic
48
49 correlation.
50
51
52
53
54
55
56
57
58
59
60

1
2
3
4
5
6
7
8
9
10
11
12
13
14
15
16
17
18
19
20
21
22
23
24
25
26
27
28
29
30
31
32
33
34
35
36
37
38
39
40
41
42
43
44
45
46
47
48
49
50
51
52
53
54
55
56
57
58
59
60

DLPNO-CCSD(T) accuracy has been assessed on either full CCSD(T) or experimental data for some systems of interest including non-covalent interactions,³² enzymatic reactions,⁴² organic reactions⁴²⁻⁴³ transition metals promoted reactions,⁴⁴⁻⁴⁷ conformational issues in transition metal structures,⁴⁴ and even extended to solid oxide crystals⁴⁸ and a small protein.³⁵ However, in the majority of the cases the DLPNO-CCSD(T) method was validated against experimental data on transition metals reactions in solvent,⁴⁴⁻⁴⁷ and consequently the accuracy of the combined DLPNO-CCSD(T)/particular solvation model was assessed rather than DLPNO itself.

To test the performance of the DLPNO-CCSD(T) method from a different perspective, in the current work we present a systematic test study of the gas phase non-covalent ligand dissociation enthalpies in 72 complexes of Cu⁺, Ag⁺ and Au⁺ related to catalysis. To assess the performance of the DLPNO-CCSD(T) method itself the following steps were taken. First, to eliminate the effect of the solvent, only gas phase measurements were used to build a test set. Second, to discard the effects from the low-lying frequency modes, important for the molecular entropy, only performance in enthalpies was analyzed. Third, to exclude any influence of the scalar relativistic effects, only complexes giving closed shell reactants and products were selected. Finally, to avoid systems with multireference character, T1 diagnostic values were thoroughly monitored.

2. Computational Details

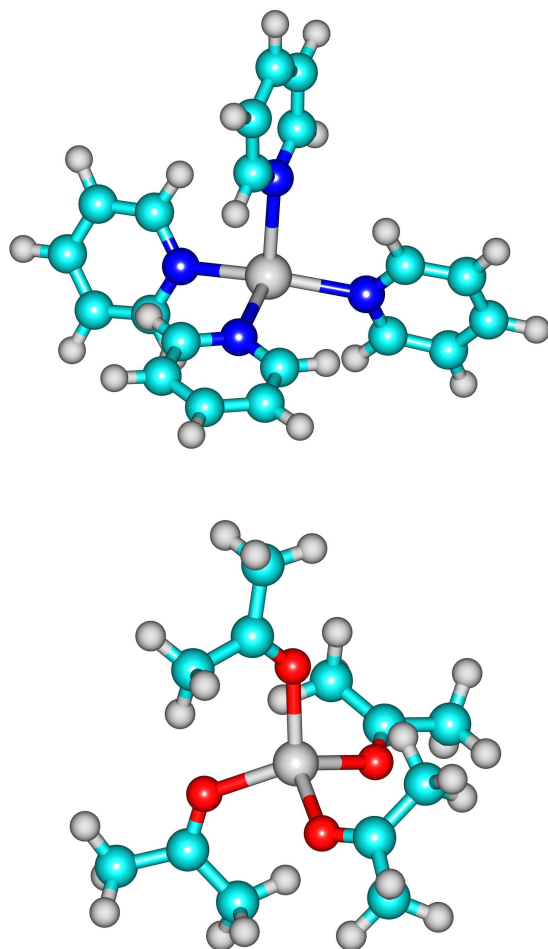
The ORCA⁴⁹ suite of programs was employed for all the calculations performed in the present work.

1
2
3 **2.1 Geometry Optimizations.** The geometry optimization was performed using the pure GGA
4 PBE⁵⁰⁻⁵¹ functional as implemented in ORCA. The Grimme's D3(BJ)⁵² dispersion correction was
5 activated via the "D3BJ" option to arrive at the PBE-D3(BJ) functional, because some of the
6 complexes from the benchmark set are not small (see Figure 1) and the inclusion of dispersion
7 interactions during the optimization might be essential.⁵³⁻⁵⁵ Default values were adopted for the
8 self-consistent-field (SCF) and geometry optimization convergence criteria. Numerical
9 integration of the exchange-correlation (XC) terms was performed using tighter-than-default
10 "Grid 7" option (Lebedev770 and IntAcc=5.67 and no FinalGrid) to eliminate potential
11 numerical noise. Geometries were characterized as true energy minima by the eigenvalues of the
12 analytically calculated Hessian matrix. Translational, rotational, and vibrational partition
13 functions for thermal corrections to give total enthalpies were computed within the ideal-gas,
14 rigid-rotor, and harmonic oscillator approximations following standard procedures.

15
16
17
18
19
20
21
22
23
24
25
26
27
28
29
30
31
32
33 The all-electron DEF2-TZVP⁵⁶ basis sets of the Karlsruhe group was used on all the elements
34 apart from Ag and Au, along with corresponding auxiliary basis functions⁵⁷ needed to fit
35 Coulomb potential to speed up the DFT calculations. Quasi-relativistic effective core potentials
36 (ECP) of the Stuttgart type⁵⁸ were used to describe 28 inner electrons of Ag and 60 inner
37 electrons of Au in combination with the corresponding DEF2-TZVP basis set.

38
39
40
41
42
43
44
45
46 Despite the complexes studied in the present work could be optimized with more rigorous
47 WFT methods or more advanced hybrid meta-GGA DFT functionals, we found pure GGA DFT
48 and density fitting algorithms more useful in light of its exclusive role in optimization of
49 realistic-size TM complexes (>100 atoms). Indeed, the DLPNO-CCSD(T) method is aimed at
50 molecules of this size, and its performance in conjunction with pure GGA for location of
51 stationary points on the potential energy surface is especially interesting for routine applications.
52
53
54
55
56
57
58
59
60

1
2
3 If several conformations could be possible for some complexes, the structure of the most stable
4 one was either taken from the literature or was found by geometry optimization with PBE
5 functional of many manually-generated conformations.
6
7
8
9



44 **Figure 1.** The molecular structures of the largest Ag^+ (above) and Cu^+ (below) complexes which
45 were investigated in the current work. Color coding: N(blue), C (turquoise), O (red), H (gray),
46
47 Ag (gray), Cu (gray).
48
49
50

51 52 **2.2 Single-Point Energy Evaluations.** 53 54 55 56 57 58 59 60

1
2
3 The DLPNO-CCSD(T)³⁴⁻³⁵ method was applied for all single-point energy evaluations in the
4 current work. The default “NormalPNO” DLPNO settings (TCutPairs = 10⁻⁴, TCutPNO = 3.33
5 10⁻⁷, TCutMKN = 10⁻³) were used as recommended for most computational applications in terms
6 of cost/efficiency ratio.⁴⁰
7
8
9
10
11

12 13 14 **2.2.1 Reactions Involving Ag⁺ and Au⁺ Complexes.**

15
16
17 Fully-relativistic ECP of the Stuttgart type⁵⁹ were used to describe 28 inner electrons of Ag and
18 60 inner electrons of Au in combination with the corresponding correlation consistent basis sets
19 “CC-PVTZ-PP” and “CC-PVQZ-PP” of Peterson et al.⁶⁰ All other elements were described with
20 all-electron correlation consistent basis sets of the CC-PVNZ⁶¹⁻⁶³ family (N=3 and 4). The
21 correlation fitting basis sets (CC-PVNZ/C) developed by Hättig et al.⁶⁴ necessary for the
22 resolution of identity approximation (RI) as a part of DLPNO scheme were used. Non relativistic
23 Hamiltonian was used for all the calculations involving silver complexes. This combination of
24 the basis sets will be further referred as “CC-PVNZ (ECP)”.

25 26 27 28 29 30 31 32 33 34 35 36 37 **2.2.2 Reactions Involving Cu⁺ Complexes.**

38
39
40 Depending on the degree of inclusion of the scalar relativistic effects few strategies have been
41 employed to describe ligand dissociation in the copper complexes. All strategies involve
42 correlation fitting basis sets (CC-PVNZ/C) developed by Hättig et al.⁶⁴ for RI approximation.
43
44
45
46
47

48 49 **2.2.2.1 All-electron non-relativistic calculations.**

50
51
52 The non-relativistic Hamiltonian was used in conjunctions with all electron correlation consistent
53 basis sets of CC-PVNZ (N = 3 and 4) family.⁶¹⁻⁶³ The copper atom was described with all
54
55
56
57
58
59
60

1
2
3 electron basis set of Peterson et al.⁶⁵ This combination of the basis sets will be termed “CC-
4
5 PVNZ” from thereafter.
6
7

8 9 **2.2.2.2 Effective core potential calculations.**

10
11
12 The non-relativistic Hamiltonian was used in conjunction with all electron correlation consistent
13
14 basis sets of the CC-PVNZ (N = 3 and 4) family⁶¹⁻⁶³ on all the elements but copper. Fully-
15
16 relativistic ECPs of the Stuttgart type⁵⁹ were used to describe 10 inner electrons of Cu in
17
18 combination with corresponding correlation consistent basis sets “CC-PVTZ-PP” and “CC-
19
20 PVQZ-PP” of Peterson et al.⁶⁰ This combination of the ECP and the basis set corresponds to
21
22 “CC-PVNZ (ECP)” strategy used earlier for solver complexes.
23
24
25
26

27 28 **2.2.2.3 Scalar Relativistic Calculations.**

29
30
31 The scalar relativistic Douglas-Kroll-Hess (DKH)⁶⁶ Hamiltonian was applied as implemented in
32
33 the ORCA suite of programs. All electron correlation consistent basis sets re-contracted to be
34
35 used in conjunction with DKH Hamiltonian were used.⁶⁷ This combination of the correlation
36
37 consistent basis and DKH Hamiltonian will be termed “CC-PVNZ (DKH)”.
38
39
40

41 42 **2.2.3 Complete Basis Set Extrapolation.**

43
44
45 To eliminate the effects from basis set incompleteness, the extrapolation schemes for HF and
46
47 correlation energies of individual species suggested by Helgaker et al.⁶⁸⁻⁷⁰ for two adjacent CC-
48
49 PVNZ level basis sets were employed:
50

$$51
52
53 E_{HF}^X = E_{HF}^\infty + \alpha e^{-1.63X} \quad (1)$$

$$54
55
56 E_{corl}^X = E_{corl}^\infty + \beta e^{-3} \quad (2)$$

Where $X = 3$ and 4 for CC-PVTZ and CC-PVQZ basis sets, correspondingly; $E_{HF}^{\infty}/E_{corl}^{\infty}$ HF and correlation energies at CBS limit; α/β are parameters to be obtained from a system of the two equations. The total bond dissociation enthalpy at CBS limit for each molecule AB was evaluated via following equation:

$$\Delta H_{DLPNO-CCSD(T)}^0 = E_{HF}^{\infty}(A) + E_{corl}^{\infty}(A) + H_{corr}^{PBE-D3}(A) + E_{HF}^{\infty}(B) + E_{corl}^{\infty}(B) + H_{corr}^{PBE-D3}(B) - (E_{HF}^{\infty}(AB) + E_{corl}^{\infty}(AB) + H_{corr}^{PBE-D3}(AB)) \quad (3)$$

where H_{corr}^{PBE-D3} is the correction to the electronic energy to arrive to the enthalpy, see Section 2.1 for the details.

As for an indicative comparison with state of the art DFT functionals, we also evaluated M06 dissociation enthalpies on this study with equivalent basis sets. The formula we used for M06 CBS extrapolation being:

$$\Delta H_{M06}^0 = E_{M06}^{\infty}(A) + H_{corr}^{PBE-D3}(A) + E_{M06}^{\infty}(B) + H_{corr}^{PBE-D3}(B) - (E_{M06}^{\infty}(AB) + H_{corr}^{PBE-D3}(AB)) \quad (4)$$

where E_{M06}^{∞} has been extrapolated via formula (1).

As for the basis set superposition error (BSSE), the standard counterpoise correction (CP)⁷¹ has not been applied in the present study for several reasons. First, with the two-point CBS extrapolation scheme⁶⁸⁻⁷⁰ based on CC-PVTZ/CC-PVQZ basis sets we approach the limit of a complete basis set at which *in theory* both the BSSE and basis set incompleteness should be virtually reduced to zero. Indeed, the mean signed error obtained for all 72 dissociation reaction turned out to be close to practically zero kcal/mol (see below) while in case of strong pollution by BSSE large and positive MSE would take place. Moreover, considering the complete basis set

1
2
3 as a reference, several studies show that the extrapolation scheme is either as⁷² or more⁷³
4 accurate than the counterpoise correction for the evaluation of interaction energies and reaction
5 barriers. Other references⁷³⁻⁷⁵ also demonstrate a better accuracy of the extrapolation scheme
6 over the counterpoise method for the evaluation of an experimental property. Finally, recent
7 studies on CCSD(T) evaluation of metal-ligand bond dissociations do not include counterpoise
8 corrections.^{46,76,47}
9
10
11
12
13
14
15
16
17

18 **2.3. The Benchmark Set.**

20
21
22 The DLPNO-CCSD(T) method in its current implementation can only be applied to closed
23 shell systems. This puts an important constraint on the potential TM ion reactions to be included
24 in the benchmark set: both reactants and products have to be singlets. Since a dominant part of
25 the TM ions have unfilled d-shell, there is a high chance that open shell states of the complexes
26 formed by these metals might be more stable comparing to closed shell states. To verify it
27 manually for every TM complex is a daunting task, and even worse, the results can also be
28 dependent on the method chosen. The 11 group metals such as Cu, Ag and Au are known to have
29 one 4s electron on a top of the filled d-shell which leads to the closed shell d¹⁰ configurations of
30 the ions. Since the most stable closed-shell d¹⁰ configuration is unlikely to be changed by closed-
31 shell non-covalent ligands in the TM complexes, we decided to focus only on Cu⁺, Ag⁺ and Au⁺
32 complexes in the current work. In total for the current study we selected 33, 24 and 15 non-
33 covalent gas phase binding enthalpies/ZPE-energies for Cu⁺, Ag⁺ and Au⁺ complexes,
34 respectively, for which reliable experimental data are available.
35
36
37
38
39
40
41
42
43
44
45
46
47
48
49
50
51
52

53
54 It should be noted that the dominant part of the experimental reaction energies are given as
55 enthalpies at 298.15 K, and other are zero-point corrected energies (ZPE). To keep the study
56
57
58
59
60

consistent, all ZPE values were converted to enthalpies via following procedure. First, ZPE and enthalpic corrections were calculated at the PBE-D3(BJ)/DEF2-TZVP protocol, see above. Then, the subtraction of the ZPE correction from the experimental ZPE energies was followed by addition of the enthalpic correction to arrive at reaction enthalpies that were then compared to their experimental counterparts. If more than one experimental value was available for the reaction, the average was taken as the reference for comparisons with our calculations. To ensure that reactants and products are both singlets, the SP energy evaluations with multiplicities 3 (triplets) and 5 (quintet) at geometry optimization level were done on the optimized structures. In all cases the energies of open shell states were higher in energy. The selected dissociation reactions can be considered as a reference dataset for further benchmarking in the future. The 33, 24 and 15 non-covalent ligand dissociation reactions for Cu^+ , Ag^+ and Au^+ thus compose datasets CUNCDE33, AGNCDE24, and AUNCDE15, all together combined to the G11NCDE72 dataset. Optimized coordinates of all the systems composing these datasets are included in the SI.

Table 1. Experimental dissociation enthalpies/energies used for benchmarking of DLPNO-CCSD(T) calculations.

No	Reaction	Expt. $\Delta H^\circ(298.15)$ or D_0 (kcal/mol) ^a	Avg. $\Delta H^\circ(298.15)$ (kcal/mol) ^{b,c}
1	$(\text{Ag}\cdot 3\text{H}_3\text{N})^+ = (\text{Ag}\cdot 2\text{H}_3\text{N})^+ + \text{H}_3\text{N}$	14.6 ± 0.1^{77}	14.6 ± 0.1
2	$(\text{Ag}\cdot 3\text{H}_2\text{O})^+ = (\text{Ag}\cdot 2\text{H}_2\text{O})^+ + \text{H}_2\text{O}$	15.0 ± 0.1^{77}	15.0 ± 0.1
3	$(\text{Ag}\cdot 4\text{H}_3\text{N})^+ = (\text{Ag}\cdot 3\text{H}_3\text{N})^+ + \text{H}_3\text{N}$	13.0 ± 0.1^{77}	13.0 ± 0.1
4	$(\text{Ag}\cdot 4\text{H}_2\text{O})^+ = (\text{Ag}\cdot 3\text{H}_2\text{O})^+ + \text{H}_2\text{O}$	14.9 ± 0.2^{77}	14.9 ± 0.2
5	$(\text{Ag}\cdot 2\text{H}_3\text{N})^+ = (\text{Ag}\cdot \text{H}_3\text{N})^+ + \text{H}_3\text{N}$	36.9 ± 0.8^{77}	36.9 ± 0.8
6	$(\text{Ag}\cdot 2\text{H}_2\text{O})^+ = (\text{Ag}\cdot \text{H}_2\text{O})^+ + \text{H}_2\text{O}$	25.4 ± 0.3^{77}	25.4 ± 0.3
7	$(\text{Ag}\cdot 3\text{C}_5\text{H}_5\text{N})^+ = (\text{Ag}\cdot 2\text{C}_5\text{H}_5\text{N})^+ + \text{C}_5\text{H}_5\text{N}$	16.7 ± 0.2^{77}	16.7 ± 0.2

8	$(\text{Ag}\cdot 4\text{C}_5\text{H}_5\text{N})^+ = (\text{Ag}\cdot 3\text{C}_5\text{H}_5\text{N})^+ + \text{C}_5\text{H}_5\text{N}$	17.9 ± 0.2^{77}	17.9 ± 0.2
9	$(\text{Ag}\cdot 2\text{C}_2\text{H}_4)^+ = (\text{Ag}\cdot \text{C}_2\text{H}_4)^+ + \text{C}_2\text{H}_4$	$32.4\pm 1.5,^{78} 30.1\pm 1.3(30.1\pm 1.3 \text{ (ZPE)})^{79}$	$31.3(+2.7 / -2.4)$
10	$(\text{Ag}\cdot 3\text{CO})^+ = (\text{Ag}\cdot 2\text{CO})^+ + \text{CO}$	$13.5\pm 1.8(13.1\pm 1.8 \text{ (ZPE)})^{80}$	13.5 ± 1.8
11	$(\text{Ag}\cdot 4\text{CO})^+ = (\text{Ag}\cdot 3\text{CO})^+ + \text{CO}$	$10.6\pm 0.9(10.8\pm 0.9 \text{ (ZPE)})^{80}$	10.6 ± 0.9
12	$(\text{Ag}\cdot 2\text{CO})^+ = (\text{Ag}\cdot \text{CO})^+ + \text{CO}$	$26.5\pm 0.9(26.1\pm 0.9 \text{ (ZPE)})^{80}$	26.5 ± 0.9
13	$(\text{Ag}^+ \cdot 2\text{C}_6\text{H}_6)^+ = (\text{Ag}\cdot \text{C}_6\text{H}_6)^+ + \text{C}_6\text{H}_6$	$40.5\pm 4.5(39.9\pm 4.5 \text{ (ZPE)})^{81}$	40.5 ± 4.5
14	$(\text{Ag}\cdot 2\text{C}_2\text{H}_3\text{N})^+ = (\text{Ag}\cdot \text{C}_2\text{H}_3\text{N})^+ + \text{C}_2\text{H}_3\text{N}$	34.7 ± 1.4^{82}	34.7 ± 1.4
15	$(\text{Ag}\cdot \text{C}_2\text{H}_4)^+ = \text{Ag}^+ + \text{C}_2\text{H}_4$	$33.7\pm 3,^{78} 32.9\pm 3.0(32.2\pm 3 \text{ (ZPE)})^{79}$	$33.3(+3.4 / -3.7)$
16	$(\text{Ag}\cdot \text{H}_2\text{O})^+ = \text{Ag}^+ + \text{H}_2\text{O}$	$32.5\pm 2.5 (31.6\pm 2.5 \text{ (ZPE)}),^{83} 33.3\pm 2.2^{77}$	$32.9(+2.6 / -2.9)$
17	$(\text{Ag}\cdot \text{C}_6\text{H}_6)^+ = \text{Ag}^+ + \text{C}_6\text{H}_6$	$38.0\pm 1.7(37.3\pm 1.7 \text{ (ZPE)}),^{84} 40.6\pm 4.5 (39.9\pm 4.5 \text{ (ZPE)})^{81}$	$39.3(+6.0 / -3.2)$
18	$(\text{Ag}\cdot \text{CO})^+ = \text{Ag}^+ + \text{CO}$	$21.8\pm 1.2(21.2\pm 1.2 \text{ (ZPE)})^{80}$	21.8 ± 1.2
19	$(\text{Ag}\cdot \text{C}_5\text{H}_{10})^+ = \text{Ag}^+ + \text{C}_5\text{H}_{10}$	$38.2\pm 4.5 (37.8\pm 4.5 \text{ (ZPE)})^{81}$	38.2 ± 4.5
20	$(\text{Ag}\cdot \text{C}_3\text{H}_6\text{O})^+ = \text{Ag}^+ + \text{C}_3\text{H}_6\text{O}$	$38.0\pm 4.5 (38.2\pm 4.5 \text{ (ZPE)})^{81}$	38.0 ± 4.5
21	$(\text{Ag}\cdot \text{C}_5\text{H}_8)^+ = \text{Ag}^+ + \text{C}_5\text{H}_8$	$39.5\pm 4.5 (39.2\pm 4.5 \text{ (ZPE)})^{81}$	39.5 ± 4.5
22	$(\text{Ag}\cdot \text{C}_2\text{H}_3\text{N})^+ = \text{Ag}^+ + \text{C}_2\text{H}_3\text{N}$	39.4 ± 1.4^{82}	39.4 ± 1.4
23	$(\text{Ag}\cdot 3(\text{C}_2\text{H}_4))^+ = (\text{Ag}\cdot 2(\text{C}_2\text{H}_4))^+ + \text{C}_2\text{H}_4$	$13.9\pm 0.8(13.6\pm 0.8 \text{ (ZPE)})^{79}$	13.9 ± 0.8
24	$(\text{Ag}\cdot 4(\text{C}_2\text{H}_4))^+ = (\text{Ag}\cdot 3(\text{C}_2\text{H}_4))^+ + \text{C}_2\text{H}_4$	$7.4\pm 0.8(6.5\pm 0.8 \text{ (ZPE)})^{79}$	7.4 ± 0.8
25	$(\text{Cu}\cdot 2\text{H}_2\text{O})^+ = (\text{Cu}\cdot \text{H}_2\text{O})^+ + \text{H}_2\text{O}$	$39.6\pm 3.0(39\pm 3.0 \text{ (ZPE)}),^{85} 40.7\pm 1.6^{86}$	$40.1(+2.5 / -3.5)$
26	$(\text{Cu}\cdot 2\text{C}_3\text{H}_6\text{O})^+ = (\text{Cu}\cdot \text{C}_3\text{H}_6\text{O})^+ + \text{C}_3\text{H}_6\text{O}$	50.2 ± 1.6^{87}	50.2 ± 1.6
27	$(\text{Cu}\cdot 3\text{H}_2\text{O})^+ = (\text{Cu}\cdot 2\text{H}_2\text{O})^+ + \text{H}_2\text{O}$	$17.7\pm 3.0(17.0\pm 3.0 \text{ (ZPE)}),^{85} 13.7\pm 1.8,^{86} 16.4\pm 0.2^{77}$	$15.9(+4.8 / -4.0)$
28	$(\text{Cu}\cdot 4\text{H}_2\text{O})^+ = (\text{Cu}\cdot 3\text{H}_2\text{O})^+ + \text{H}_2\text{O}$	$16.1\pm 3.0(15.0\pm 3.0 \text{ (ZPE)}),^{85} 12.8\pm 1.0,^{86} 16.7\pm 0.2^{77}$	$15.2(+3.9 / -3.4)$
29	$(\text{Cu}\cdot 3\text{H}_3\text{N})^+ = (\text{Cu}\cdot 2\text{H}_3\text{N})^+ + \text{H}_3\text{N}$	$11.0\pm 1.5,^{88} 17.0\pm 3.1,^{89} 14.1\pm 0.2^{77}$	$14.0(+6.1 / -4.5)$

30	$(\text{Cu}\cdot 4\text{H}_3\text{N})^+ = (\text{Cu}\cdot 3\text{H}_3\text{N})^+ + \text{H}_3\text{N}$	$10.8\pm 1.5;$ ⁸⁸ 12.8 ± 0.2 ⁷⁷	$12.9\pm 3.1;$ ⁸⁹	$12.2(+3.8 / -2.9)$
31	$(\text{Cu}\cdot 2\text{C}_6\text{H}_6)^+ = (\text{Cu}\cdot \text{C}_6\text{H}_6)^+ + \text{C}_6\text{H}_6$	$37.2\pm 2.8(37.1\pm 2.8 \text{ (ZPE)})$ ⁹⁰		37.2 ± 2.8
32	$(\text{Cu}\cdot 3\text{CO})^+ = (\text{Cu}\cdot 2\text{CO})^+ + \text{CO}$	$17.6\pm 1.0(18.0\pm 1.0 \text{ (ZPE)})$ ⁸⁰		17.6 ± 1.0
33	$(\text{Cu}\cdot 4\text{CO})^+ = (\text{Cu}\cdot 3\text{CO})^+ + \text{CO}$	$13.0\pm 0.7(12.7\pm 0.7 \text{ (ZPE)})$ ⁸⁰		13.0 ± 0.7
34	$(\text{Cu}\cdot 2\text{CO})^+ = (\text{Cu}\cdot \text{CO})^+ + \text{CO}$	$41.6\pm 0.7(41.0\pm 0.7 \text{ (ZPE)})$ ⁸⁰		41.6 ± 0.7
35	$(\text{Cu}\cdot 2\text{H}_3\text{N})^+ = (\text{Cu}\cdot \text{H}_3\text{N})^+ + \text{H}_3\text{N}$	$59.3\pm 2.4;$ ⁸⁸ 53.8 ± 3.1 ⁷⁷	$52.1\pm 3.1;$ ⁹¹	$55.1(+6.6 / -6.1)$
36	$(\text{Cu}\cdot 3\text{C}_2\text{H}_6\text{O})^+ = (\text{Cu}\cdot 2\text{C}_2\text{H}_6\text{O})^+ + \text{C}_2\text{H}_6\text{O}$	$13.1\pm 1.0(13.1\pm 1.0 \text{ (ZPE)})$ ⁹²		13.1 ± 0.1
37	$(\text{Cu}\cdot 4\text{C}_2\text{H}_6\text{O})^+ = (\text{Cu}\cdot 3\text{C}_2\text{H}_6\text{O})^+ + \text{C}_2\text{H}_6\text{O}$	$11.2\pm 2.4(10.8\pm 2.4 \text{ (ZPE)})$ ⁹²		11.2 ± 2.4
38	$(\text{Cu}\cdot 2\text{C}_2\text{H}_4)^+ = (\text{Cu}\cdot \text{C}_2\text{H}_4)^+ + \text{C}_2\text{H}_4$	$41.6\pm 3.0(41.5\pm 3.0 \text{ (ZPE)})$ ⁹³		41.6 ± 3.0
39	$(\text{Cu}\cdot 2\text{C}_2\text{H}_6\text{O})^+ = (\text{Cu}\cdot \text{C}_2\text{H}_6\text{O})^+ + \text{C}_2\text{H}_6\text{O}$	$46.5\pm 1.9(46.1\pm 1.9 \text{ (ZPE)})$ ⁹²		46.5 ± 1.9
40	$(\text{Cu}\cdot 3\text{C}_2\text{H}_3\text{N})^+ = (\text{Cu}\cdot 2\text{C}_2\text{H}_3\text{N})^+ + \text{C}_2\text{H}_3\text{N}$	20.1 ± 0.6 ⁹⁴		20.1 ± 0.6
41	$(\text{Cu}\cdot 4\text{C}_2\text{H}_3\text{N})^+ = (\text{Cu}\cdot 3\text{C}_2\text{H}_3\text{N})^+ + \text{C}_2\text{H}_3\text{N}$	15.1 ± 0.6 ⁹⁴		15.1 ± 0.6
42	$(\text{Cu}\cdot 2\text{C}_2\text{H}_3\text{N})^+ = (\text{Cu}\cdot \text{C}_2\text{H}_3\text{N})^+ + \text{C}_2\text{H}_3\text{N}$	56.9 ± 2.2 ⁹⁴		56.9 ± 2.2
43	$(\text{Cu}\cdot 3\text{C}_3\text{H}_6\text{O})^+ = (\text{Cu}\cdot 2\text{C}_3\text{H}_6\text{O})^+ + \text{C}_3\text{H}_6\text{O}$	15.7 ± 0.8 ⁹⁴		15.7 ± 0.8
44	$(\text{Cu}\cdot 4\text{C}_3\text{H}_6\text{O})^+ = (\text{Cu}\cdot 3\text{C}_3\text{H}_6\text{O})^+ + \text{C}_3\text{H}_6\text{O}$	14.7 ± 1.4 ⁹⁴		14.7 ± 1.4
45	$(\text{Cu}\cdot 2\text{C}_4\text{H}_5\text{N})^+ = (\text{Cu}\cdot \text{C}_4\text{H}_5\text{N})^+ + \text{C}_4\text{H}_5\text{N}$	$44.2(44.0 \text{ (ZPE)})$ ⁹⁵		44.2
46	$(\text{Cu}\cdot \text{H}_2\text{O})^+ = \text{Cu}^+ + \text{H}_2\text{O}$	$35.9\pm 3.0(35\pm 3.0 \text{ (ZPE)});$ ⁸⁵ $38.4\pm 1.8;$ ⁸⁶		$37.2 (+3.0 / -5.2)$
47	$(\text{Cu}\cdot \text{C}_3\text{H}_6\text{O})^+ = \text{Cu}^+ + \text{C}_3\text{H}_6\text{O}$	48.1 ± 1.1 ⁸⁷		48.1 ± 1.1
48	$(\text{Cu}\cdot \text{C}_2\text{H}_4)^+ = \text{Cu}^+ + \text{C}_2\text{H}_4$	$42.9\pm 3.3(42.0\pm 3.3 \text{ (ZPE)})$ ⁹³		42.9 ± 3.3
49	$(\text{Cu}\cdot \text{C}_6\text{H}_6)^+ = \text{Cu}^+ + \text{C}_6\text{H}_6$	$52.3\pm 2.3(52.1\pm 2.3 \text{ (ZPE)})$ ⁹⁰		52.3 ± 2.3
50	$(\text{Cu}\cdot \text{CO})^+ = \text{Cu}^+ + \text{CO}$	$36.2\pm 1.7(35.5\pm 1.7 \text{ (ZPE)})$ ⁸⁰		36.2 ± 1.7
51	$(\text{Cu}\cdot \text{C}_2\text{H}_3\text{N})^+ = \text{Cu}^+ + \text{C}_2\text{H}_3\text{N}$	57.4 ± 0.9 ⁹⁴		57.4 ± 0.9
52	$(\text{Cu}\cdot \text{H}_3\text{N})^+ = \text{Cu}^+ + \text{H}_3\text{N}$	$56.6\pm 3.6;$ ⁸⁸	$51.6\pm 3.1;$ ⁸⁹	$53.9(+6.3 / -5.4)$

		53.5±3.1 ⁷⁷	
53	$(\text{Cu}\cdot\text{C}_5\text{H}_5\text{N})^+ = \text{Cu}^+ + \text{C}_5\text{H}_5\text{N}$	58.8±2.5 ⁹⁶	58.8±2.5
54	$(\text{Cu}\cdot\text{C}_4\text{H}_4\text{N}_2)^+ = \text{Cu}^+ + \text{C}_4\text{H}_4\text{N}_2$	60.1±2.3 ⁹⁷	60.1±2.3
55	$(\text{Cu}\cdot\text{C}_5\text{H}_5\text{N}_5)^+ = \text{Cu}^+ + \text{C}_5\text{H}_5\text{N}_5$	71.0±2.6(70.3±2.6 (ZPE)) ⁹⁸	71.0±2.6
56	$(\text{Cu}\cdot\text{C}_2\text{H}_6\text{O})^+ = \text{Cu}^+ + \text{C}_2\text{H}_6\text{O}$	44.5±2.9(44.2±2.9 (ZPE)) ⁹²	44.5±2.9
57	$(\text{Cu}\cdot\text{C}_4\text{H}_5\text{N})^+ = \text{Cu}^+ + \text{C}_4\text{H}_5\text{N}$	59.5±2.0(59.0±2.0 (ZPE)) ⁹⁵	59.5±2.0
58	$(\text{Au}\cdot\text{styrene})^+ = \text{Au}^+ + \text{styrene}$	44.0±0.9(42.7±0.9 (ZPE)) ⁹⁹	44.0±0.9
59	$(\text{Au}\cdot\text{phenylacetylene})^+ = \text{Au}^+ + \text{phenylacetylene}$	44.3±0.9(43.1±0.9 (ZPE)) ⁹⁹	44.3±0.9
60	$(\text{Au}\cdot\text{C}_6\text{H}_6)^+ = \text{Au}^+ + \text{C}_6\text{H}_6$	39.3±0.7(38.7±0.7 (ZPE)) ⁹⁹	39.3±0.7
61	$(\text{Au}\cdot\text{1-pentene})^+ = \text{Au}^+ + \text{1-pentene}$	42.8±1.2(42.0±1.2 (ZPE)) ⁹⁹	42.8±1.2
62	$(\text{Au}\cdot\text{1-pentyne})^+ = \text{Au}^+ + \text{1-pentyne}$	44.0±1.6(43.4±1.6 (ZPE)) ⁹⁹	44.0±1.6
63	$(\text{Au}\cdot\text{2-pentyne})^+ = \text{Au}^+ + \text{2-pentyne}$	44.2±0.9(44.0±0.9 (ZPE)) ⁹⁹	44.2±0.9
64	$(\text{Au}\cdot\text{cyclooctane})^+ = \text{Au}^+ + \text{cyclooctane}$	44.2±0.5(43.6±0.5 (ZPE)) ⁹⁹	44.2±0.5
65	$(\text{Au}\cdot\text{1,5-cyclooctadiene})^+ = \text{Au}^+ + \text{1,5-cyclooctadiene}$	44.6±0.7(44.5±0.7 (ZPE)) ⁹⁹	44.6±0.7
66	$(\text{Au}\cdot\text{1,3-cyclooctadiene})^+ = \text{Au}^+ + \text{1,3-cyclooctadiene}$	42.8±0.7(42.2±0.7 (ZPE)) ⁹⁹	42.8±0.7
67	$(\text{Au}\cdot\text{CO})^+ = \text{Au}^+ + \text{CO}$	48.7±3.5(48.0±3.5 (ZPE)) ¹⁰⁰	48.7±3.5
68	$(\text{Au}\cdot\text{H}_2\text{O})^+ = \text{Au}^+ + \text{H}_2\text{O}$	41.2±2.3(40.1±2.3 (ZPE)) ¹⁰¹	41.2±2.3
69	$(\text{Au}\cdot\text{2H}_2\text{O})^+ = (\text{Au}\cdot\text{H}_2\text{O})^+ + \text{H}_2\text{O}$	45.7±3.5(45.0±3.5 (ZPE)) ¹⁰¹	45.7±3.5
70	$(\text{Au}\cdot\text{3H}_2\text{O})^+ = (\text{Au}\cdot\text{2H}_2\text{O})^+ + \text{H}_2\text{O}$	23.7±4.6(23.1±4.6 (ZPE)) ¹⁰¹	23.7±4.6
71	$(\text{Au}\cdot\text{4H}_2\text{O})^+ = (\text{Au}\cdot\text{3H}_2\text{O})^+ + \text{H}_2\text{O}$	21.8±4.6(20.8±4.6 (ZPE)) ¹⁰¹	21.8±4.6
72	$(\text{Au}\cdot\text{C}_6\text{F}_5\text{H})^+ = \text{Au}^+ + \text{C}_6\text{F}_5\text{H}$	31.2±4.0(31.0±4.0 (ZPE)) ¹⁰²	31.2±4.0

^a Denoted as (ZPE). ^b Final experimental (average) $\Delta H^\circ(298.15)$ used to compare with theoretical values. ^c To account for uncertainties if more than one experimental value is available, we considered the reference higher uncertainty as the difference between (1) the highest experimental enthalpy plus its corresponding positive uncertainty and (2) the average of the experimental values. As well, we considered the reference lower uncertainty as the difference between (1) the lowest experimental uncertainty plus its corresponding negative uncertainty and (2) the average of the experimental value.

3. Results and Discussion

1
2
3 First, we discuss the DLPNO-CCSD(T) performance on the ligand dissociation enthalpies of Ag^+
4 complexes. Then, we proceed to the reactions involving Cu^+ ions. A keen attention is paid to
5 importance of scalar relativistic effects. After that, we discuss the results obtained for Au^+
6 complexes. Finally, we comment on the overall performance obtained for all three coinage metal
7 ion reactions bot for DLPNO-CCSD(T) and M06. Practical recommendations shall be given.
8
9
10
11
12
13
14
15

16 **3.1 Ag^+ Bond Dissociation Enthalpies, the AGNCDE24 Dataset.**

17
18

19 The DLPNO-CCSD(T) bond dissociation enthalpies obtained with “CC-PVTZ (ECP)”, “CC-
20 PVQZ (ECP)” and CBS (ECP) basis sets are presented in Chart 1 along with the corresponding
21 experimental values. In general, the accuracy in MUE below 3 kcal/mol has been achieved in
22 reproducing the dissociation enthalpies for practically all the Ag^+ complexes. Few dissociation
23 enthalpies, however, are somewhat poorly reproduced; in particular large errors of 5.4, 7.0, 7.1,
24 4.1 and 4.5 kcal/mol were obtained for reactions 5, 13, 14, 16 and 22, respectively. To have a
25 better understanding of an inconsistency between calculated numbers and their experimental
26 counterparts, additional measurements of Deng and Kebarle¹⁰³ providing the total dissociation
27 enthalpy of the two non-covalent ligands ($\text{AgL}_2^+ = \text{Ag}^+ + \text{L}_2$) were analyzed.
28
29
30
31
32
33
34
35
36
37
38
39
40
41

42 In short, Deng and Kebarle estimated the sum of the enthalpies of reactions 13 and 17
43 (dissociation of the two benzene molecules from $(\text{Ag}\cdot 2\text{C}_6\text{H}_6)^+$) to be 68.2 ± 3.0 kcal/mol. The
44 DLPNO-CCSD(T)/CBS (ECP) calculations predict this value to be 71.4 kcal/mol which is only
45 slightly above the experimental values, and almost within the experimental uncertainty. Since the
46 enthalpy of the reaction 17 is predicted quite well by our estimates, we believe that the
47 dissociation enthalpy of the reaction 13 might be slightly overestimated in the experiments of Ho
48 et al.⁸¹ Also, the enthalpy of reactions 14 and 22 (acetonitrile dissociation from $(\text{Ag}\cdot 2\text{C}_2\text{H}_3\text{N})^+$
49
50
51
52
53
54
55
56
57
58
59
60

1
2
3 and $(\text{Ag}\cdot 2\text{C}_2\text{H}_3\text{N})^+$ are both overestimated comparing to the experimental measurements of
4
5 Shoeib et al.⁸² This results in overestimation of the sum of the enthalpies of reaction 14 and 22
6
7 by 11.6 kcal/mol relative to experimental value of Shoeib et al.⁸² of 74.1 On the other hand,
8
9 Deng and Kebarle estimate the sum of the enthalpies of reaction 14 and 22 to be 84.8 ± 3.0
10
11 kcal/mol, which is perfect agreement with our calculations.
12
13

14
15 The enthalpy of reaction 16 (dissociation of H_2O molecule from $(\text{Ag}\cdot \text{H}_2\text{O})^+$) is underestimated
16
17 by our DLPNO-CCSD(T) calculations, and amounts to 28.7 kcal/mol at CBS (ECP)
18
19 extrapolation while the experimental estimates are 32.5 ± 2.5 ⁸³ and 33.3 ± 2.2 .⁷⁷ However, we
20
21 predict the sum of the enthalpy of reactions 16 and 6 (dissociation of the two H_2O molecules
22
23 from $(\text{Ag}\cdot 2\text{H}_2\text{O})^+$) to be 55.6 kcal/mol, which matches perfectly the estimate of Deng and
24
25 Kebarle equal to 56.5 ± 3.0 . Since the enthalpy of reaction 6 is predicted quite close to the
26
27 measurements of Holland et al.⁷⁷ we believe that the enthalpy reported by Holland et al.⁷⁷ and
28
29 Aribi et al.⁸³ for reaction 16 might be slightly overestimated.
30
31
32
33

34 The enthalpy of reaction 5 (dissociation of NH_3 from $(\text{Ag}\cdot 2\text{NH}_3)^+$) is calculated to be 42.3
35
36 kcal/mol, which is somewhat larger than 36.9 kcal/mol documented by Holland et al.⁷⁷ As for the
37
38 binding of NH_3 in $(\text{Ag}\cdot \text{NH}_3)^+$, our calculations predict corresponding dissociation enthalpy of
39
40 43.4 kcal/mol. Unfortunately, no experimental value is available on the dissociation of NH_3 from
41
42 $(\text{Ag}\cdot \text{NH}_3)^+$ for a comparison. Nevertheless, our theoretical estimation of dissociation of the two
43
44 NH_3 molecules from $(\text{Ag}\cdot 2\text{NH}_3)^+$ complex, 85.7 kcal/mol, is in perfect agreement with the
45
46 experimental estimates of Deng and Kebarle (85.6 ± 3.0).¹⁰³ Since pronounced overestimation of
47
48 the enthalpy of reaction 5 has also been noticed in other DFT¹⁰⁴ and CCSD(T) calculations,¹⁰⁵
49
50 perhaps re-examination of the data of Holland et al. would be of interest.
51
52
53
54
55
56
57
58
59
60

Thus we believe that in addition to the approximations used in the theoretical calculations, documented disagreements can also be attributed partly to the inconsistencies between different experimental measurements.

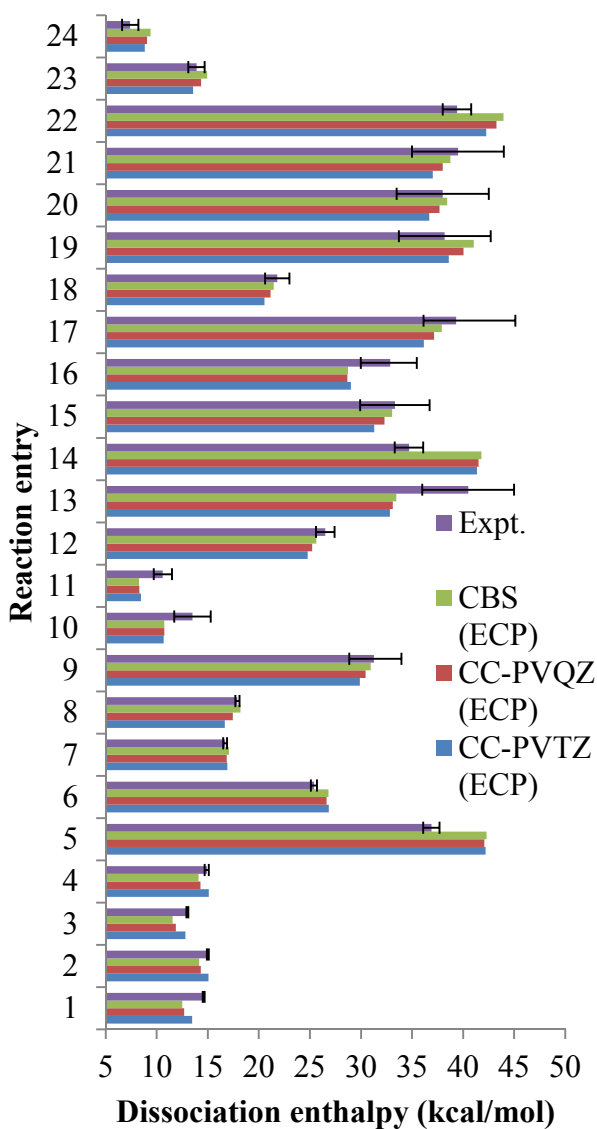


Chart 1. Experimental and DLPNO-CCSD(T)/CC-PVNZ (ECP) dissociation enthalpies obtained for transition metal ion – non covalent ligand bonds in 24 Ag^+ complex.

In Chart 2 the overall errors obtained for the Ag^+ dataset are presented. With CC-PVTZ (ECP) basis set the MUE/MSE are equal to 2.1 and 0.6 kcal/mol, respectively. Upon the increase of the

basis set to CC-PVQZ (ECP) quality the MUE remains the same and MSE gets equal to 0.3 demonstrating only a slight tendency to underestimation. Finally, at CBS limit the MUE gets equal 2.1 kcal/mol and MSE is 0.0 kcal/mol, indicating that the cases where enthalpies are overestimated are exactly compensated by the cases where the enthalpies are underestimated. Bearing in mind that average uncertainty associated with experimental enthalpies is in general near 1-2 kcal/mol we consider the achieved accuracy as acceptable. Another encouraging observation is that in terms of MUEs the results are converged already at CC-PVTZ (ECP) basis set making the calculations affordable for large TM complexes of hundreds of atoms.

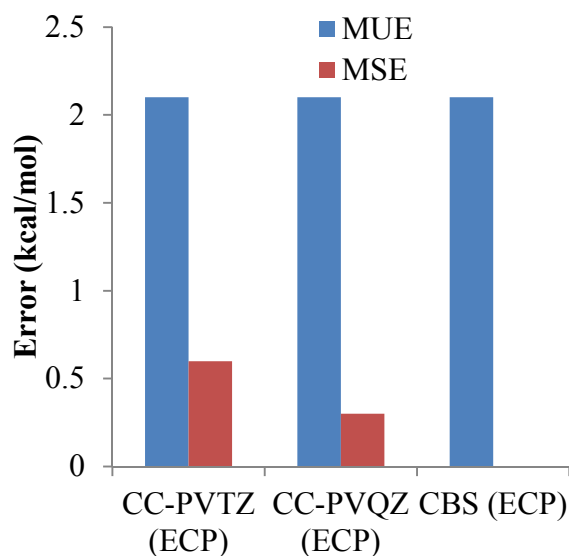


Chart 2. DLPNO-CCSD(T)/CC-PVNZ (ECP) mean unsigned (MUE) and mean signed (MSE) errors with respect to experimental values obtained for 24 dissociation enthalpies involving Ag^+ complexes.

3.2 Cu^+ Binding Enthalpies, the CUNCDE33 Dataset.

3.2.1 Non Relativistic All Electron Calculations.

The DLPNO-CCSD(T) enthalpies calculated for dissociation of non-covalent ligands from Cu^+ complexes are given in Chart 3. Comparing to the performance obtained for Ag^+ complexes, a clear tendency to underestimation can be identified. This is especially pronounced if MUE and MSE are plotted for all 33 Cu^+ reactions, see Chart 4. Thus, with the CC-PVTZ basis set the MUE/MSE errors are equal to 2.7 and 2.0 kcal/mol which is considerably larger comparing to what was observed for Ag^+ complexes. Upon increase in the basis set to CC-PVQZ the MUE and MSE get improved only by 0.4 and 0.2 kcal/mol, respectively. Finally, at CBS extrapolation the MUE and MSE are equal to 2.1 and 1.4 kcal/mol, correspondingly. While MUE gets equal to what was obtained for Ag^+ complexes in the CBS limit, MSE does not vanish and remains equal to 1.4 kcal/mol, demonstrating that the dissociation enthalpies are systematically underestimated.

Since DLPNO-CCSD(T) estimates have been shown to be within 1 kcal/mol of CCSD(T) results,⁴⁰ truncation in the localization scheme is unlikely to be responsible for the underestimation as well as the basis sets which are of acceptable quality for the calculations at this level of theory. It is especially interesting that for seemingly trivial reaction 50 (CO dissociation from CuCO^+) our documented enthalpy at the CBS limit is 30.9 kcal/mol, which is 5.3 kcal/mol than experimentally measured quantity. In principle, scalar relativistic effects, which are proportional to $Z^{4.34}$ with Z being the atomic number, according to the Wood-Boring calculations¹⁰⁶ have been shown to be non-negligible for Cu, as documented in the literature.^{44,76,107-110} Indeed, Matito et al.¹¹¹ estimated the CO bond dissociation energy in $(\text{CuCO})^+$ to be equal 37.3 kcal/mol at CCSD(T) Dirac – Coulomb Hamiltonian level. On the other hand, Frenking et al.¹¹² using relativistic Stuttgart-type ECP on Cu atom estimated this energy to be 31.2 kcal/mol, which is more in line with our non-relativistic estimates. However,

1
2
3 e.g. in the popular def2 family of the basis sets of Ahlrichs and co-workers⁵⁶ widely used for
4
5 routine DFT and WFT calculations nowadays, relativistic ECPs start to be used only from Rb
6
7
8 implying that the relativistic effects up to Kr could be neglected. Therefore, we believe that it is
9
10 worth to explore the influence of scalar relativistic effects on Cu⁺ bonding energies.
11
12
13
14
15
16
17
18
19
20
21
22
23
24
25
26
27
28
29
30
31
32
33
34
35
36
37
38
39
40
41
42
43
44
45
46
47
48
49
50
51
52
53
54
55
56
57
58
59
60

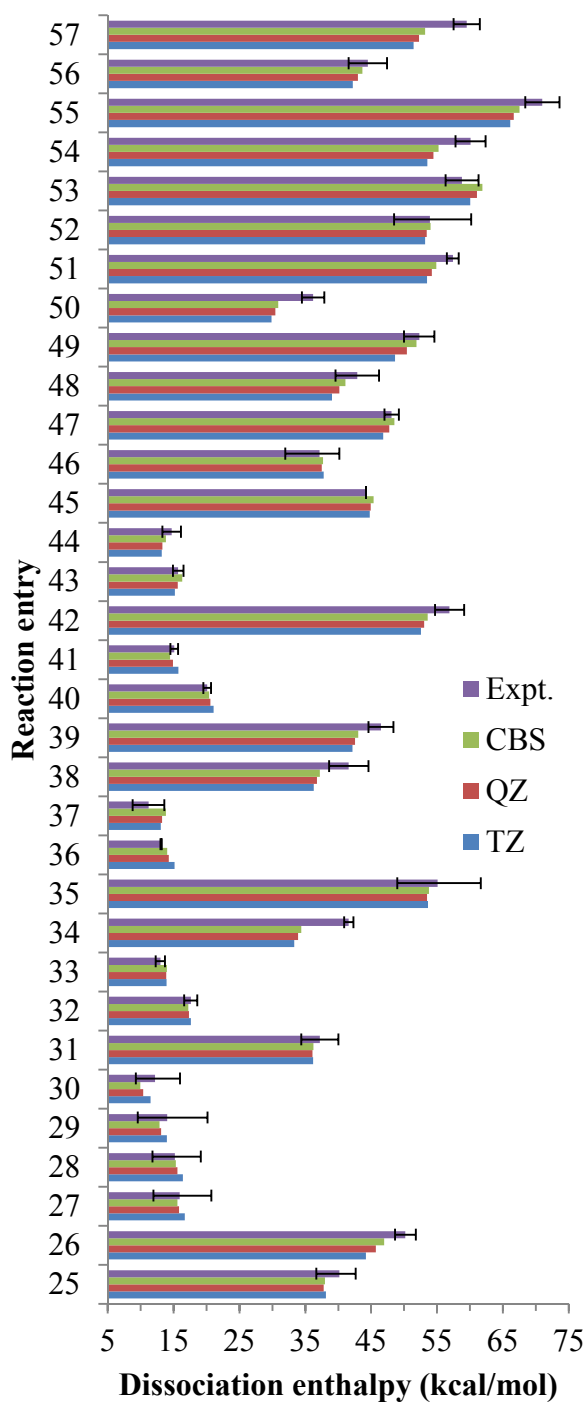


Chart 3. Experimental and DLPNO-CCSD(T)/CC-PVNZ dissociation enthalpies obtained for transition metal ion – non covalent ligand bonds in 33 Cu^+ complex.

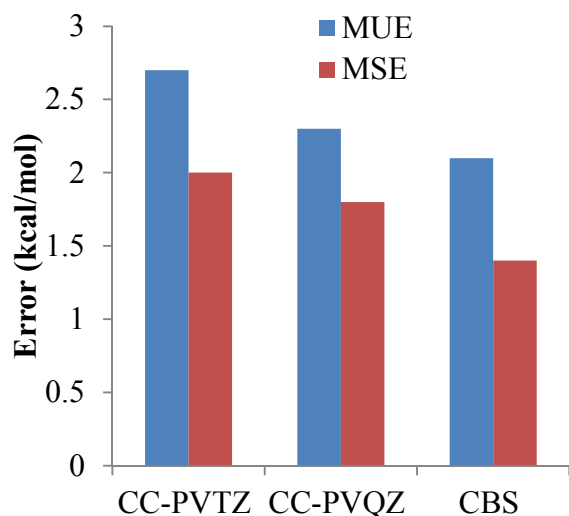


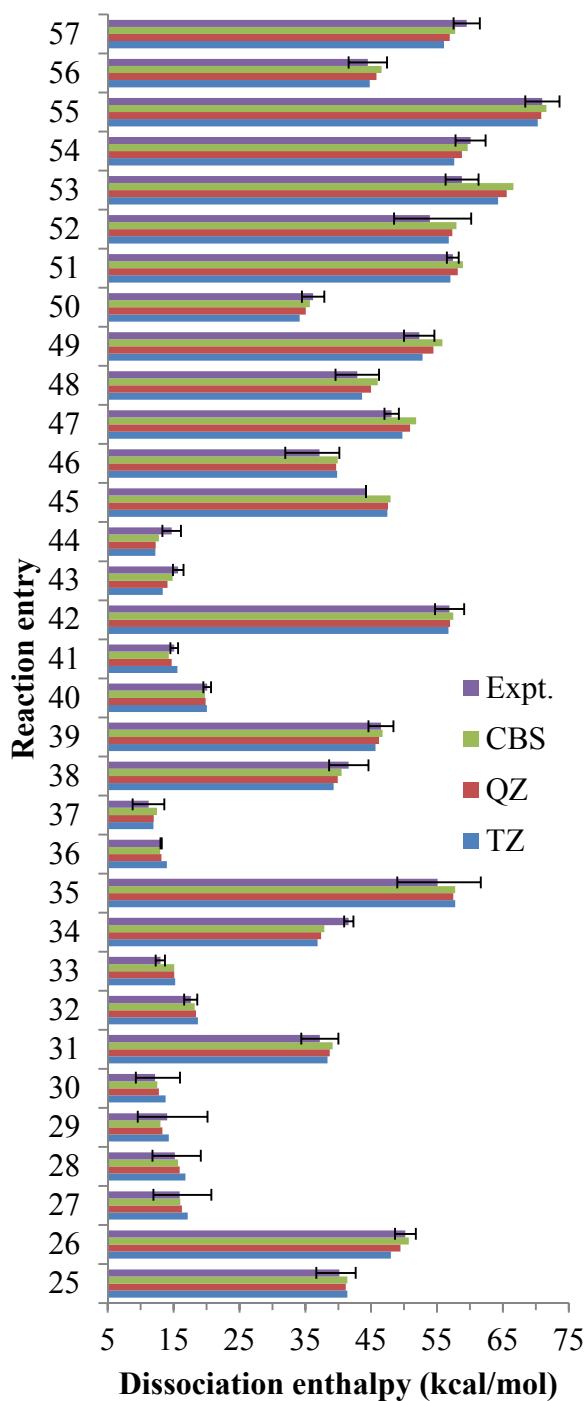
Chart 4. DLPNO-CCSD(T)/CC-PVNZ mean unsigned (MUE) and mean signed (MSE) errors with respect to experimental values obtained for 33 dissociation enthalpies involving Cu^+ complexes.

To further explore the influence of the scalar relativistic effects on the dissociation enthalpies of Cu^+ complexes we carried out DLPNO-CCSD(T) calculations with Stuttgart ECP on copper as well as all-electron relativistic calculations with the DKH Hamiltonian.

3.2.2 Relativistic ECP Calculations.

The DLPNO-CCSD(T) results obtained with Stuttgart relativistic ECP on copper atom combined with the corresponding “CC-PVNZ-PP” basis set and Dunning “CC-PVNZ” basis sets on other elements are presented in Figure 5. The general tendency to underestimation of the dissociation enthalpies documented previously for Cu^+ complexes has disappeared. This is clearly from

inspection of Figure 6, in which the MUE and MSE are given for all 33 Cu^+ reactions. Already at “CC-PVTZ (ECP)” level the MUE and MSE errors are 1.7 kcal/mol and -0.2 kcal/mol.



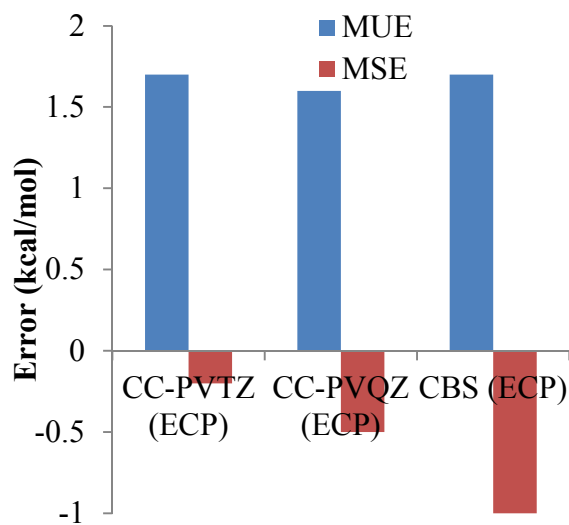
1
2
3 **Chart 5.** Experimental and DLPNO-CCSD(T)/CC-PVNZ (ECP) dissociation enthalpies
4 obtained for transition metal ion – non covalent ligand bonds in 33 Cu⁺ complex.
5
6
7

8
9 Comparing to all-electron “CC-PVTZ” results the MUE decreases by almost 1 kcal/mol while
10 MSE is reduced by more than 1.5 kcal/mol, and is essentially vanishing. Upon the increase in the
11 basis set to quadruple- ζ quality only minor (~0.1 kcal/mol) improvement in the MUE was
12 achieved, while the MSE was increased to -0.5 kcal/mol, underlying the tendency to
13 overestimate the enthalpies. Finally, at the CBS level the MUE is 1.7 kcal/mol and the MSE is -
14 1.0 kcal/mol.
15
16
17
18
19
20
21
22
23

24 It should also be mentioned that for all-electron CBS dissociation enthalpies MUEs larger than
25 4.0 kcal/mol were found for 5 reactions (34, 38, 50, 54, 57), whereas using ECP on copper
26 results in a MUE larger than 4 kcal/mol only for reaction 53. For this reaction the DLPNO-
27 CCSD(T)/CBS(ECP) calculations predict the enthalpy change to be 7.8 kcal/mol larger than the
28 experimental estimates of Rodgers et al.⁹⁶ However, we believe that such large disagreement
29 cannot be ascribed only to the approximations associated with our calculations. Indeed,
30 alternative photodissociation threshold measurements¹¹³ predict enthalpy of reaction 53 to be
31 ~65.1 (enthalpy corrected) which is only 1.5 lower than our theoretical estimate. Usually,
32 photodissociation measured enthalpies are less reliable than collision induced dissociation
33 measured enthalpies, and that is why only latter are included in Table 1 to calibrate the DLPNO-
34 CCSD(T) performance. Probably, the experimental collision induced dissociation enthalpy value
35 for reaction 53 should be re-examined.
36
37
38
39
40
41
42
43
44
45
46
47
48
49
50
51
52

53 Importantly, the problematic reaction 50 for which larger errors were documented with all-
54 electron non-relativistic basis sets is now perfectly described with the MUE/MSE in CBS limit
55
56
57
58
59
60

1
2
3 equal to 0.5 kcal/mol. The dissociation enthalpy of reaction 50 is 35.7 kcal/mol, which
4 essentially matches the experimental value of 36.2 ± 1.7 kcal/mol by Meyer and co-authors.⁸⁰
5
6 While this result is in close agreement with the relativistic calculations of Matito et al.,¹¹¹ it
7
8 differs from the estimate of Frenking et al.¹¹² by 4.5 kcal/mol. This difference can be explained
9
10 by better correlation consistent basis sets and CBS extrapolation used in the present work. It
11
12 should also be mentioned that the difference between relativistic (ECP) and non-relativistic all
13
14 electron enthalpies is especially impressive for reaction 50 since it amounts to 4.8 kcal/mol.
15
16
17
18
19



53
54
55
56
57
58
59
60

Chart 6. DLPNO-CCSD(T)/CC-PVNZ (ECP) mean unsigned (MUE) and mean signed (MSE) errors with respect to experimental values obtained for 33 dissociation enthalpies involving Cu^+ complexes.

3.2.3 Relativistic All Electron Douglas-Kroll-Hess Calculations

1
2
3 To ensure that the difference between ECP and all-electron results are due to relativistic effects
4 we performed DLPNO-CCSD(T) DKH calculations with “CC-PVTZ-DKH” basis sets which
5 were re-contracted⁶⁷ to be used for the DKH calculations. It must be noted that both the number
6 and the values of the exponents are identical in the CC-PVNZ-DKH to those in the CC-PVNZ
7 basis sets. The only difference between CC-PVNZ and CC-PVNZ-DKH is the contraction
8 coefficients, which means that the basis sets of CC-PVNZ and CC-PVNZ-DKH are exactly of
9 the same quality.
10
11
12
13
14
15
16
17
18
19

20
21 The absolute reaction enthalpies with DKH calculations turned out to be very similar to those
22 obtained using ECP on copper and are given in the SI (Charts S1 and S2). The MUE/MSEs
23 obtained for all 33 Cu⁺ reactions are similar to the MUE/MSE obtained with ECP. The average
24 unsigned difference between dissociation energies obtained with ECP and all-electron DKH
25 results are 0.2, 0.1 and 0.2 kcal/mol for “CC-PVTZ”, “CC-PVQZ” and CBS basis sets. This
26 confirms that the difference documented between ECP and all-electron non-relativistic results is
27 almost entirely due to relativistic effects. Moreover, the relativistic contribution to the reaction
28 energies is not uniform for all the reactions. The difference between ($\Delta E(\text{DLPNO-CCSD(T)/CBS(DKH)}) - \Delta E(\text{DLPNO-CCSD(T)/CBS})$) strongly depends on the reactions, it
29 varies from -1.7 kcal/mol (reaction 43) to 5.1 kcal/mol (reaction 57). This underlines that the
30 relativistic effects cannot be ignored at least for Cu complexes if highly accurate absolute or
31 relative dissociation reaction energies are of importance.
32
33
34
35
36
37
38
39
40
41
42
43
44
45
46
47
48

50 **3.3 Au⁺ Bond Dissociation Enthalpies, the AUNCDE15 Dataset.**

51
52

53
54 The DLPNO-CCSD(T) bond dissociation enthalpies obtained with “CC-PVTZ (ECP)”, “CC-
55 PVQZ (ECP)” and CBS (ECP) basis sets for 15 Au⁺ complexes are presented in Chart 7 along
56
57
58
59
60

with the corresponding experimental values. Comparing to the results obtained for Ag^+ and Cu^+ complexes larger discrepancies between our theoretical estimates and the experimental dissociation enthalpies can be noticed. Indeed, the overall MUE and MSE errors in CBS limit obtained for all 15 enthalpies are 3.2 and 1.7 kcal/mol, respectively.

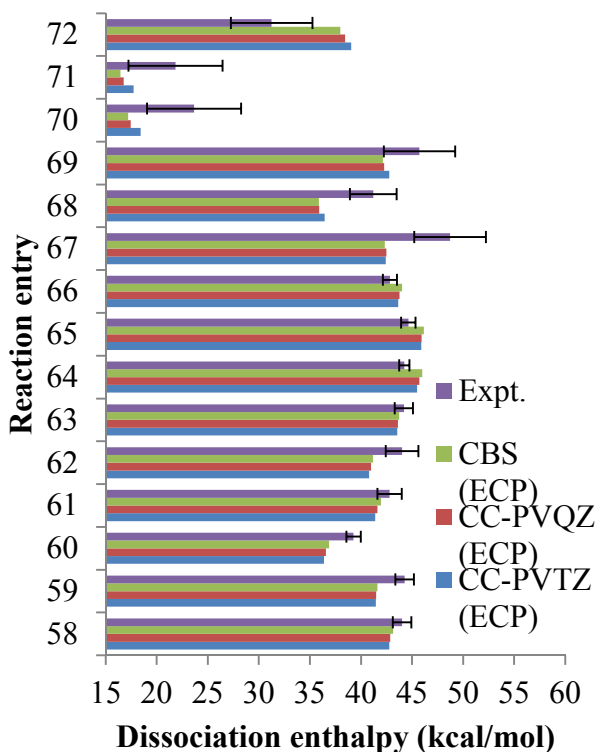


Chart 7. Experimental and DLPNO-CCSD(T)/CC-PVNZ (ECP) dissociation enthalpies obtained for transition metal ion – non covalent ligand bonds in 15 Au^+ complex.

However, the error between our theoretical estimates and the experimental values is not equally spread for 15 reactions. The smallest errors have been obtained for reactions 58 – 66. Thus, MUE/MSE calculated only for those reactions are 1.6 and 0.6 kcal/mol, which is comparable to what was obtained for Cu^+ and Ag^+ complexes. Interestingly, the experimental uncertainties for the reactions 58 – 66 are in the range of 0.5 – 1.6 kcal/mol (average expt. uncertainty for these 9

1
2
3 reactions is 0.9 kcal/mol). On the other hand, for the reactions 67 – 72 significantly larger
4
5 experimental uncertainties are documented, namely 2.3 – 4.6 kcal/mol (average expt. uncertainty
6
7 for these 6 reactions is 3.8 kcal/mol). This indicates that larger errors obtained for reactions 67 –
8
9 72 are not necessarily related to theoretical method itself but can be consequence of larger
10
11 experimental uncertainties and less precise measurements. Comparison of our study with other
12
13 theoretical studies supports this hypothesis. For reaction 67 (dissociation of CO from AuCO⁺)
14
15 our CBS estimate is 42.3 kcal/mol which is 6.4 kcal/mol smaller comparing to measurements of
16
17 Schwarz et al.¹⁰⁰ of 48.7±3.5. Gordon and co-workers¹¹⁴ have estimated the CO dissociation
18
19 energy from AuCO⁺ to be $\Delta E_0 = 43.9$ kcal/mol at essentially CCSD(T)/aug-CC-PVTZ level
20
21 (ECP on Au) which results in a final enthalpy $\Delta H^\circ = 44.7$ kcal/mol after our enthalpic correction
22
23 is applied. Schwarz et al.¹¹⁵ estimated CO binding energy in AuCO⁺ to be 44.1 kcal/mol ($\Delta H^\circ =$
24
25 44.9 kcal/mol) at similar level of theory. Since both literature-based AuCO⁺ dissociation
26
27 enthalpies are neither CP-corrected, nor CBS-extrapolated, it is reasonable to assume that due to
28
29 BSSE these values should be reduced by 1-2 kcal/mol, which would result in perfect agreement
30
31 with our estimation. In addition, for reaction 67 we also tested the influence of diffuse functions.
32
33 Thus, our DLPNO-CCSD(T) aug-CC-PVTZ/aug-CC-PVQZ extrapolation results in the
34
35 dissociation enthalpy of 42.5 kcal/mol which indicates that the diffuse functions, as expected for
36
37 cationic systems, are not responsible for our deviations with the experimental measurements. Our
38
39 CBS estimates for reactions 68, 69, 70 and 71 (dissociation of H₂O from Au(H₂O)⁺, Au(H₂O)₂⁺,
40
41 Au(H₂O)₃⁺, Au(H₂O)₄⁺) are 35.9, 42.1, 17.2 and 16.5 kcal/mol, respectively. The experimental
42
43 dissociation enthalpies of reactions 68 – 71 are systematically higher, namely 41.2, 45.7, 23.7
44
45 and 21.8 kcal/mol. On the other hand, our DLPNO-CCSD(T evaluations) agree reasonably well
46
47 with CCSD(T)/aVDZ estimates of Lee et al.¹¹⁶ 36.2, 41.7, 17.3 and 16.0 kcal/mol.
48
49
50
51
52
53
54
55
56
57
58
59
60

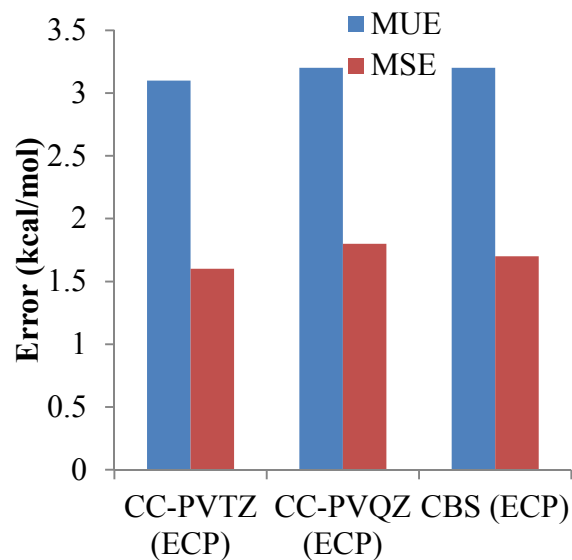


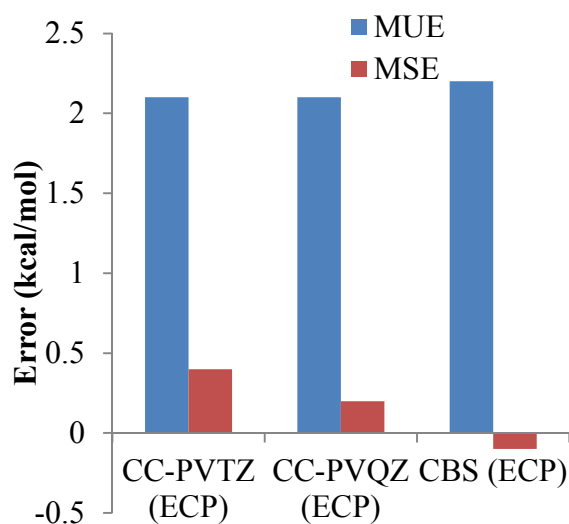
Chart 8. DLPNO-CCSD(T)/CC-PVNZ (ECP) mean unsigned (MUE) and mean signed (MSE) errors with respect to experimental values obtained for 24 dissociation enthalpies involving Ag^+ complexes.

3.4 Overall Performance.

3.4.1 DLPNO-CCSD(T)

The overall performance of the DLPNO-CCSD(T) methods obtained for 72 transition metal ion (Cu^+ , Ag^+ and Au^+) – non-covalent ligands enthalpies is depicted in Chart 9. For copper, the ECP results were selected. We remark that DKH all-electron calculations with CC-PVTZ(DKH) basis sets would lead to similar conclusions. Already at CC-PVTZ level the overall coinage metals MUE is 2.1 kcal/mol and the MSE is 0.4 kcal/mol. Upon increase of the basis set to CC-PVQZ quality the MUE does not change and the MSE becomes 0.2 kcal/mol, which is quite small. Finally, at CBS limit slightly higher MUE is obtained, namely 2.2 kcal/mol, while MSE gets

1
2
3 smaller, namely -0.1 kcal/mol. It has to be noticed that the accuracy close to 2.1 kcal/mol has
4 been obtained, and, which is very important, the calculations are essentially converged at the
5 triple- ζ quality basis set. That means that DLPNO-CCSD(T)/CC-PVTZ calculations are already
6
7
8 triple- ζ quality basis set. That means that DLPNO-CCSD(T)/CC-PVTZ calculations are already
9
10 very accurate, and high quality CCSD(T) estimates can be obtained for very large molecules,
11
12 since very time-consuming CC-PVQZ calculations could be avoided.
13
14

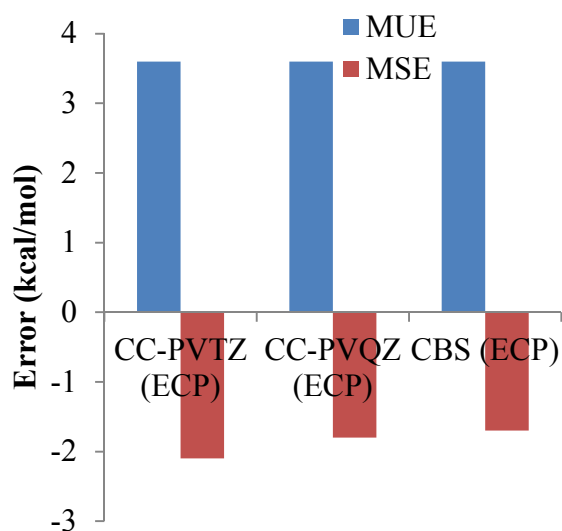


15
16
17
18
19
20
21
22
23
24
25
26
27
28
29
30
31
32
33
34
35
36
37 **Chart 9.** DLPNO-CCSD(T)/CC-PVNZ (ECP) mean unsigned (MUE) and mean signed (MSE)
38 errors with respect to experimental values obtained for all 72 dissociation enthalpies involving
39
40 Cu⁺, Ag⁺ and Au⁺ complexes.
41
42
43
44

45 3.4.2. M06

46
47
48 Finally, in the light of the insightful discussion promoted by Xu et al. on whether practical
49
50 CCSD(T) calculations agree better than DFT when compared to experimental data for
51
52 dissociation energies of bonds to transition metals,⁷⁶ we decided to extend the current research
53
54
55 with one representative DFT method, since the main scope of this work is not an extensive
56
57
58
59
60

1
2
3 benchmark of DFT methods. Due to its excellent work in describing of transition metal – non-
4 covalent ligand bond breaking,^{1,117-118} we selected the M06 functional of Zhao et al.^{15,17} for the
5 evaluation of the dissociation enthalpies of our dataset. The errors obtained for all 72
6 dissociation reactions involving coinage metal ions are given in Chart 10. First, the overall MUE
7 obtained for M06 is 3.3 kcal/mol at CBS limit and the MSE is -1.7 kcal/mol. Considering that
8 DFT methods are clearly faster than DLPNO-CCSD(T), the overall performance of the M06
9 functional is remarkable. Indeed, it results in a small tendency to overestimate the dissociation
10 enthalpy relative to DLPNO-CCSD(T), resulting in negative MSEs. Finally, it has to be noticed
11 that M06 dissociation enthalpies are essentially converged at the triple- ζ quality basis set. In this
12 regard, our results can be regarded as another small support to consider DFT as a reference for
13 transition metals chemistry,⁷⁶ although it is clear than more functionals and other transition
14 metals have to be considered in the tests.¹¹⁹⁻¹²⁰



1
2
3 **Chart 10.** M06/CC-PVNZ (ECP) mean unsigned (MUE) and mean signed (MSE) errors with
4
5 respect to experimental values obtained for all 72 dissociation enthalpies involving Cu^+ , Ag^+ and
6
7 Au^+ complexes.
8
9

10 11 **4 Conclusions** 12 13

14
15 The recently developed DLPNO-CCSD(T) method was tested in reproducing 72 non-covalent
16
17 ligand – transition metal ion (Ag^+ , Cu^+ and Au^+) gas phase dissociation enthalpies measured
18
19 experimentally. The best protocol we used, namely DLPNO-CCSD(T)/CC-PVTZ(ECP) results
20
21 in remarkable accuracy, with overall MUE 2.1 kcal/mol. All large deviations of our theoretical
22
23 estimates from the experimentally documented values were explained. It was shown that the
24
25 found deviations are not necessarily due to shortcomings of DLPNO-CCSD(T) scheme but could
26
27 be attributed to quite large errors, documented or not, in the experimental enthalpies. Scalar
28
29 relativistic effects turned out to be non-negligible for copper complexes, and their inclusion in
30
31 the calculations either through relativistic ECP or through the Hamiltonian were proved to be
32
33 fundamental, moreover, ECP and DKH based dissociation enthalpies turned out to be of the
34
35 same quality for copper. Gratifying, results are converged already at the CC-PVTZ quality basis
36
37 set, which allows to routinely obtain highly accurate DLPNO-CCSD(T) dissociation enthalpies
38
39 for the transition metal complexes consisting of > 100 atoms. The results encourage to apply
40
41 DLPNO-CCSD(T) for single-point energy evaluations in calculations related to transition metal
42
43 catalysis. However, since there is increasing evidence that for some specific problem in TM
44
45 chemistry⁷⁶ and non-covalent interactions¹²¹ the accuracy of CCSD(T) cannot be considered
46
47 satisfactory, more tests involving other metal complex would be a good subject for the future
48
49 study. Finally, overall good performance is provided by the M06 functional, with MUE and MSE
50
51 of 3.3 kcal/mol and -1.7 kcal/mol.
52
53
54
55
56
57
58
59
60

ASSOCIATED CONTENT

Supporting Information. Cartesian coordinates (Å), M06, DLPNO-CCSD(T), with different basis sets, T1 diagnostic values, enthalpic and ZPE corrections, tabulated enthalpies and errors forming the basis of Charts 1 – 7. This material is available free of charge via the Internet at <http://pubs.acs.org>.

AUTHOR INFORMATION

Corresponding Author

*Prof. Luigi Cavallo. E-mail: Luigi.Cavallo@kaust.edu.sa

Present Addresses

†If an author's address is different than the one given in the affiliation line, this information may be included here.

Author Contributions

The manuscript was written through contributions of all authors. All authors have given approval to the final version of the manuscript. ‡These authors contributed equally. (match statement to author names with a symbol)

Funding Sources

This research has been supported by the King Abdullah University of Science and Technology, KAUST.

Notes

Any additional relevant notes should be placed here.

ACKNOWLEDGMENT

(Word Style “TD_Acknowledgments”). Generally the last paragraph of the paper is the place to acknowledge people, organizations, and financing (you may state grant numbers and sponsors here). Follow the journal’s guidelines on what to include in the Acknowledgments section.

REFERENCES

1. Cramer, C. J.; Truhlar, D. G. Density functional theory for transition metals and transition metal chemistry. *Phys. Chem. Chem. Phys.* **2009**, *11*, 10757-10816.
2. Sameera, W. M. C.; Maseras, F. Transition metal catalysis by density functional theory and density functional theory/molecular mechanics. *WIREs Comput. Mol. Sci.* **2012**, *2*, 375-385.
3. Thiel, W. Computational catalysis-past, present, and future. *Angew. Chem. Int. Ed.* **2014**, *53*, 8605-8613.
4. Jover, J.; Fey, N. The Computational Road to Better Catalysts. *Chem. Asian J.* **2014**, *9*, 1714-1723.
5. Schlögl, R. Heterogeneous Catalysis. *Angew. Chem. Int. Ed.* **2015**, *54*, 3465-3520.
6. Cheng, G.-J.; Zhang, X.; Chung, L. W.; Xu, L.; Wu, Y.-D. Computational organic chemistry: bridging theory and experiment in establishing the mechanisms of chemical reactions. *J. Am. Chem. Soc.* **2015**, *137*, 1706-1725.
7. Jiménez-Hoyos, C. A.; Janesko, B. G.; Scuseria, G. E. Evaluation of range-separated hybrid and other density functional approaches on test sets relevant for transition metal-based homogeneous catalysts. *J. Phys. Chem. A* **2009**, *113*, 11742-11749.
8. Plata, R. E.; Singleton, D. A. A case study of the mechanism of alcohol-mediated morita baylis-hillman reactions. The importance of experimental observations. *J. Am. Chem. Soc.* **2015**, *137*, 3811-3826.
9. Harvey, J. N. On the accuracy of density functional theory in transition metal chemistry. *Annu. Rep. Prog. Chem., Sect. C: Phys. Chem.* **2006**, *102*, 203-226.
10. Cramer, C. J., *Essentials of Computational Chemistry: Theories and Models*. 2nd ed.; Wiley: 2005.
11. Jensen, F., *Introduction to Computational Chemistry*. 2nd ed.; Wiley: 2006; p 620.
12. Koch, W.; Holthausen, M. C.; Baerends, E. J., *A Chemist's Guide to Density Functional Theory*. FVA-Frankfurter Verlagsanstalt GmbH: 2001.
13. Cohen, A. J.; Mori-Sánchez, P.; Yang, W. Challenges for Density Functional Theory. *Chem. Rev.* **2012**, *112*, 289-320.
14. Zhao, Y.; Truhlar, D. G. A new local density functional for main-group thermochemistry, transition metal bonding, thermochemical kinetics, and noncovalent interactions. *J. Chem. Phys.* **2006**, *125*.
15. Zhao, Y.; Truhlar, D. G. The M06 suite of density functionals for main group thermochemistry, thermochemical kinetics, noncovalent interactions, excited states, and

- 1
2
3 transition elements: two new functionals and systematic testing of four M06-class functionals
4 and 12 other functionals. *Theor. Chem. Acc.* **2008**, *120*, 215-241.
- 5
6 16. Schultz, N. E.; Zhao, Y.; Truhlar, D. G. Density functionals for inorganometallic and
7 organometallic chemistry. *J. Phys. Chem. A* **2005**, *109*, 11127-11143.
- 8
9 17. Zhao, Y.; Schultz, N. E.; Truhlar, D. G. Design of density functionals by combining the
10 method of constraint satisfaction with parametrization for thermochemistry, thermochemical
11 kinetics, and noncovalent interactions. *J. Chem. Theory Comput.* **2006**, *2*, 364-382.
- 12
13 18. Geerlings, P.; De Proft, F.; Langenaeker, W. Conceptual density functional theory. *Chem.*
14 *Rev.* **2003**, *103*, 1793-1873.
- 15
16 19. Kohn, W.; Becke, A. D.; Parr, R. G. Density functional theory of electronic structure. *J.*
17 *Phys. Chem.* **1996**, *100*, 12974-12980.
- 18
19 20. Parr, R. G.; Yang, W. T. Density functional theory of the electronic structure of
20 molecules. *Annu. Rev. Phys. Chem.* **1995**, *46*, 701-728.
- 21
22 21. Baerends, E. J.; Gritsenko, O. V. A quantum chemical view of density functional theory.
23 *J. Phys. Chem. A* **1997**, *101*, 5383-5403.
- 24
25 22. Grimme, S. Density functional theory with London dispersion corrections. *WIREs*
26 *Comput. Mol. Sci.* **2011**, *1*, 211-228.
- 27
28 23. Chermak, E.; Mussard, B.; Angyan, J. G.; Reinhardt, P. Short range DFT combined with
29 long-range local RPA within a range-separated hybrid DFT framework. *Chem. Phys. Lett.* **2012**,
30 *550*, 162-169.
- 31
32 24. Garza, A. J.; Jiménez-Hoyos, C. A.; Scuseria, G. E. Capturing static and dynamic
33 correlations by a combination of projected Hartree-Fock and density functional theories. *J.*
34 *Chem. Phys.* **2013**, *138*.
- 35
36 25. Haunschild, R.; Scuseria, G. E. Range-separated local hybrids. *J. Chem. Phys.* **2010**, *132*.
- 37
38 26. Haunschild, R.; Henderson, T. M.; Jimenez-Hoyos, C. A.; Scuseria, G. E. Many-electron
39 self-interaction and spin polarization errors in local hybrid density functionals. *J. Chem. Phys.*
40 **2010**, *133*.
- 41
42 27. Janesko, B. G.; Henderson, T. M.; Scuseria, G. E. Screened hybrid density functionals for
43 solid-state chemistry and physics. *Phys. Chem. Chem. Phys.* **2009**, *11*, 443-454.
- 44
45 28. Szabo, A.; Ostlund, N. S., *Modern quantum chemistry: introduction to advanced*
46 *electronic structure theory*. Courier Corporation: 2012.
- 47
48 29. Hättig, C.; Weigend, F. CC2 excitation energy calculations on large molecules using the
49 resolution of the identity approximation. *J. Chem. Phys.* **2000**, *113*, 5154-5161.
- 50
51 30. Neese, F.; Wennmohs, F.; Hansen, A. Efficient and accurate local approximations to
52 coupled-electron pair approaches: An attempt to revive the pair natural orbital method. *J. Chem.*
53 *Phys.* **2009**, *130*.
- 54
55 31. Werner, H.-J.; Schütz, M. An efficient local coupled cluster method for accurate
56 thermochemistry of large systems. *J. Chem. Phys.* **2011**, *135*.
- 57
58 32. Liakos, D. G.; Hansen, A.; Neese, F. Weak Molecular Interactions Studied with Parallel
59 Implementations of the Local Pair Natural Orbital Coupled Pair and Coupled Cluster Methods. *J.*
60 *Chem. Theory Comput.* **2011**, *7*, 76-87.
33. Boughton, J. W.; Pulay, P. Comparison of the boys and Pipek-Mezey localizations in the
local correlation approach and automatic virtual basis selection. *J. Comput. Chem.* **1993**, *14*,
736-740.
34. Riplinger, C.; Neese, F. An efficient and near linear scaling pair natural orbital based
local coupled cluster method. *J. Chem. Phys.* **2013**, *138*.

- 1
2
3 35. Riplinger, C.; Sandhoefer, B.; Hansen, A.; Neese, F. Natural triple excitations in local
4 coupled cluster calculations with pair natural orbitals. *J. Chem. Phys.* **2013**, *139*.
5
6 36. Ayala, P. Y.; Scuseria, G. E. Linear scaling second-order Moller-Plesset theory in the
7 atomic orbital basis for large molecular systems. *J. Chem. Phys.* **1999**, *110*, 3660-3671.
8
9 37. Saebo, S.; Pulay, P. Local treatment of electron correlation. *Annu. Rev. Phys. Chem.*
10 **1993**, *44*, 213-236.
11 38. Hampel, C.; Werner, H. J. Local treatment of electron correlation in coupled cluster
12 theory. *J. Chem. Phys.* **1996**, *104*, 6286-6297.
13 39. Schütz, M.; Werner, H. J. Local perturbative triples correction (T) with linear cost
14 scaling. *Chem. Phys. Lett.* **2000**, *318*, 370-378.
15 40. Liakos, D. G.; Sparta, M.; Kesharwani, M. K.; Martin, J. M. L.; Neese, F. Exploring the
16 Accuracy Limits of Local Pair Natural Orbital Coupled-Cluster Theory. *J. Chem. Theory*
17 *Comput.* **2015**, *11*, 1525-1539.
18 41. Edmiston, C.; Krauss, M. Pseudonatural orbitals as a basis for superposition of
19 configurations. i. He²⁺. *J. Chem. Phys.* **1966**, *45*, 1833-&.
20 42. Sparta, M.; Neese, F. Chemical applications carried out by local pair natural orbital based
21 coupled-cluster methods. *Chem. Soc. Rev.* **2014**, *43*, 5032-5041.
22 43. Friedrich, J.; Haenchen, J. Incremental CCSD(T)(F12*) vertical bar IMP2: a black box
23 method to obtain highly accurate reaction energies. *J. Chem. Theory Comput.* **2013**, *9*, 5381-
24 5394.
25 44. Liakos, D. G.; Neese, F. Interplay of Correlation and Relativistic Effects in Correlated
26 Calculations on Transition-Metal Complexes: The (Cu₂O₂)(²⁺) Core Revisited. *J. Chem. Theory*
27 *Comput.* **2011**, *7*, 1511-1523.
28 45. Riplinger, C.; Sampson, M. D.; Ritzmann, A. M.; Kubiak, C. P.; Carter, E. A.
29 Mechanistic Contrasts between Manganese and Rhenium Bipyridine Electrocatalysts for the
30 Reduction of Carbon Dioxide. *J. Am. Chem. Soc.* **2014**, *136*, 16285-16298.
31 46. Sparta, M.; Riplinger, C.; Neese, F. Mechanism of Olefin Asymmetric Hydrogenation
32 Catalyzed by Iridium Phosphino-Oxazoline: A Pair Natural Orbital Coupled Cluster Study. *J.*
33 *Chem. Theory Comput.* **2014**, *10*, 1099-1108.
34 47. Hansen, A.; Bannwarth, C.; Grimme, S.; Petrovic, P.; Werle, C.; Djukic, J.-P. The
35 Thermochemistry of London Dispersion-Driven Transition Metal Reactions: Getting the 'Right
36 Answer for the Right Reason'. *Chemistryopen* **2014**, *3*, 177-189.
37 48. Maganas, D.; Roemelt, M.; Haevecker, M.; Trunschke, A.; Knop-Gericke, A.; Schloegl,
38 R.; Neese, F. First principles calculations of the structure and V L-edge X-ray absorption spectra
39 of V₂O₅ using local pair natural orbital coupled cluster theory and spin-orbit coupled
40 configuration interaction approaches. *Phys. Chem. Chem. Phys.* **2013**, *15*, 7260-7276.
41 49. Neese, F. The ORCA program system. *WIREs Comput. Mol. Sci.* **2012**, *2*, 73-78.
42 50. Perdew, J. P.; Burke, K.; Ernzerhof, M. Generalized gradient approximation made
43 simple. *Phys. Rev. Lett.* **1996**, *77*, 3865-3868.
44 51. Perdew, J. P.; Burke, K.; Ernzerhof, M. Generalized gradient approximation made simple
45 (vol 77, pg 3865, 1996). *Phys. Rev. Lett.* **1997**, *78*, 1396-1396.
46 52. Grimme, S.; Antony, J.; Ehrlich, S.; Krieg, H. A consistent and accurate ab initio
47 parametrization of density functional dispersion correction (DFT-D) for the 94 elements H-Pu. *J.*
48 *Chem. Phys.* **2010**, *132*.
49 53. Minenkov, Y.; Singstad, Å.; Occhipinti, G.; Jensen, V. R. The accuracy of DFT-
50 optimized geometries of functional transition metal compounds: a validation study of catalysts
51
52
53
54
55
56
57
58
59
60

- for olefin metathesis and other reactions in the homogeneous phase. *Dalton Transactions* **2012**, 41, 5526-5541.
54. Hujo, W.; Grimme, S. Performance of Non-Local and Atom-Pairwise Dispersion Corrections to DFT for Structural Parameters of Molecules with Noncovalent Interactions. *J. Chem. Theory Comput.* **2013**, 9, 308-315.
55. Pandey, K. K.; Patidar, P.; Bariya, P. K.; Patidar, S. K.; Vishwakarma, R. Assessment of density functionals and paucity of non-covalent interactions in aminoylyne complexes of molybdenum and tungsten (eta(5)-C5H5)(CO)(2)M equivalent to EN(SiMe3)(R) (E = Si, Ge, Sn, Pb): a dispersion-corrected DFT study. *Dalton Transactions* **2014**, 43, 9955-9967.
56. Weigend, F.; Ahlrichs, R. Balanced basis sets of split valence, triple zeta valence and quadruple zeta valence quality for H to Rn: Design and assessment of accuracy. *Phys. Chem. Chem. Phys.* **2005**, 7, 3297-3305.
57. Weigend, F. Accurate Coulomb-fitting basis sets for H to Rn. *Phys. Chem. Chem. Phys.* **2006**, 8, 1057-1065.
58. Andrae, D.; Häussermann, U.; Dolg, M.; Stoll, H.; Preuss, H. Energy-adjusted abinitio pseudopotentials for the 2nd and 3rd row transition elements. *Theor. Chim. Acta* **1990**, 77, 123-141.
59. Figgen, D.; Rauhut, G.; Dolg, M.; Stoll, H. Energy-consistent pseudopotentials for group 11 and 12 atoms: adjustment to multi-configuration Dirac-Hartree-Fock data. *Chem. Phys.* **2005**, 311, 227-244.
60. Peterson, K. A.; Puzzarini, C. Systematically convergent basis sets for transition metals. II. Pseudopotential-based correlation consistent basis sets for the group 11 (Cu, Ag, Au) and 12 (Zn, Cd, Hg) elements. *Theor. Chem. Acc.* **2005**, 114, 283-296.
61. Dunning, T. H. Gaussian-basis sets for use in correlated molecular calculations .1. The atoms boron through neon and hydrogen. *J. Chem. Phys.* **1989**, 90, 1007-1023.
62. Woon, D. E.; Dunning, T. H. Gaussian-Basis Sets for use in Correlated Molecular Calculations .3. The Atoms Aluminum through Argon. *J. Chem. Phys.* **1993**, 98, 1358-1371.
63. Woon, D. E.; Dunning, T. H. Gaussian-basis sets for use in correlated molecular calculations .5. Core-valence basis-sets for boron through neon. *J. Chem. Phys.* **1995**, 103, 4572-4585.
64. Weigend, F.; Kohn, A.; Hattig, C. Efficient use of the correlation consistent basis sets in resolution of the identity MP2 calculations. *J. Chem. Phys.* **2002**, 116, 3175-3183.
65. Balabanov, N. B.; Peterson, K. A. Systematically convergent basis sets for transition metals. I. All-electron correlation consistent basis sets for the 3d elements Sc-Zn. *J. Chem. Phys.* **2005**, 123.
66. Reiher, M.; Wolf, A. Exact decoupling of the Dirac Hamiltonian. II. The generalized Douglas-Kroll-Hess transformation up to arbitrary order. *J. Chem. Phys.* **2004**, 121, 10945-10956.
67. Pantazis, D. A.; Chen, X.-Y.; Landis, C. R.; Neese, F. All-electron scalar relativistic basis sets for third-row transition metal atoms. *J. Chem. Theory Comput.* **2008**, 4, 908-919.
68. Halkier, A.; Helgaker, T.; Jørgensen, P.; Klopper, W.; Koch, H.; Olsen, J.; Wilson, A. K. Basis-set convergence in correlated calculations on Ne, N-2, and H2O. *Chem. Phys. Lett.* **1998**, 286, 243-252.
69. Helgaker, T.; Klopper, W.; Koch, H.; Noga, J. Basis-set convergence of correlated calculations on water. *The Journal of chemical physics* **1997**, 106, 9639-9646.

- 1
2
3
4
5
6
7
8
9
10
11
12
13
14
15
16
17
18
19
20
21
22
23
24
25
26
27
28
29
30
31
32
33
34
35
36
37
38
39
40
41
42
43
44
45
46
47
48
49
50
51
52
53
54
55
56
57
58
59
60
70. Halkier, A.; Helgaker, T.; Jørgensen, P.; Klopper, W.; Olsen, J. Basis-set convergence of the energy in molecular Hartree-Fock calculations. *Chem. Phys. Lett.* **1999**, *302*, 437-446.
71. Boys, S. F.; Bernardi, F. Calculation of small molecular interactions by differences of separate total energies - some procedures with reduced errors. *Mol. Phys.* **1970**, *19*, 553-559.
72. Burns, L. A.; Marshall, M. S.; Sherrill, C. D. Comparing Counterpoise-Corrected, Uncorrected, and Averaged Binding Energies for Benchmarking Noncovalent Interactions. *J. Chem. Theory Comput.* **2014**, *10*, 49-57.
73. Raúl Alvarez-Idaboy, J.; Galano, A. Counterpoise corrected interaction energies are not systematically better than uncorrected ones: comparison with CCSD(T) CBS extrapolated values. *Theor. Chem. Acc.* **2010**, *126*, 75-85.
74. Francisco-Márquez, M.; Alvarez-Idaboy, J. R.; Galano, A.; Vivier-Bunge, A. Quantum chemistry and TST study of the mechanism and kinetics of the butadiene and isoprene reactions with mercapto radicals. *Chem. Phys.* **2008**, *344*, 273-280.
75. Gruber-Stadler, M.; Muehlhaeuser, M.; Sellevag, S. R.; Nielsen, C. J. A quantum chemistry study of the Cl atom reaction with formaldehyde. *J. Phys. Chem. A* **2008**, *112*, 9-22.
76. Xu, X.; Zhang, W.; Tang, M.; Truhlar, D. G. Do Practical Standard Coupled Cluster Calculations Agree Better than Kohn-Sham Calculations with Currently Available Functionals When Compared to the Best Available Experimental Data for Dissociation Energies of Bonds to 3d Transition Metals? *J. Chem. Theory Comput.* **2015**, *11*, 2036-2052.
77. Holland, P. M.; Castleman, A. W. The thermochemical properties of gas-phase transition-metal ion complexes. *J. Chem. Phys.* **1982**, *76*, 4195-4205.
78. Guo, B. C.; Castleman, A. W. The bonding strength of Ag+(C₂H₄) and Ag+(C₂H₄)₂ complexes. *Chem. Phys. Lett.* **1991**, *181*, 16-20.
79. Manard, M. J.; Kemper, P. R.; Bowers, M. T. Binding interactions of mono- and diatomic silver cations with small alkenes: experiment and theory. *Int. J. Mass spectrom.* **2005**, *241*, 109-117.
80. Meyer, F.; Chen, Y. M.; Armentrout, P. B. Sequential bond-energies of Cu(CO)(x)(+) and Ag(CO)(x)(+) (x=1-4). *J. Am. Chem. Soc.* **1995**, *117*, 4071-4081.
81. Ho, Y. P.; Yang, Y. C.; Klippenstein, S. J.; Dunbar, R. C. Binding energies of Ag⁺ and Cd⁺ complexes from analysis of radiative association kinetics. *J. Phys. Chem. A* **1997**, *101*, 3338-3347.
82. Shoeib, T.; El Aribi, H.; Siu, K. W. M.; Hopkinson, A. C. A study of silver (I) ion-organonitrile complexes: Ion structures, binding energies, and substituent effects. *J. Phys. Chem. A* **2001**, *105*, 710-719.
83. El Aribi, H.; Shoeib, T.; Ling, Y.; Rodriguez, C. F.; Hopkinson, A. C.; Siu, K. W. M. Binding energies of the silver ion to small oxygen-containing ligands: Determination by means of density functional theory and threshold collision-induced dissociation. *J. Phys. Chem. A* **2002**, *106*, 2908-2914.
84. Rodgers, M. T.; Armentrout, P. B. Noncovalent metal-ligand bond energies as studied by threshold collision-induced dissociation. *Mass Spectrom. Rev.* **2000**, *19*, 215-247.
85. Magnera, T. F.; David, D. E.; Stulik, D.; Orth, R. G.; Jonkman, H. T.; Michl, J. Production of hydrated metal-ions by fast ion or atom beam sputtering - collision-induced dissociation and successive hydration energies of gaseous Cu⁺ with 1-4 water-molecules. *J. Am. Chem. Soc.* **1989**, *111*, 5036-5043.

- 1
2
3 86. Dalleska, N. F.; Honma, K.; Sunderlin, L. S.; Armentrout, P. B. Solvation of transition-
4 metal ions by water - sequential binding-energies of $M^{+}(H_2O)_x$, ($x=1-4$) for $M=Ti$ to Cu
5 determined by collision-induced dissociation. *J. Am. Chem. Soc.* **1994**, *116*, 3519-3528.
- 6 87. Chu, Y.; Yang, Z.; Rodgers, M. T. Solvation of copper ions by acetone. Structures and
7 sequential binding energies of $Cu^{+}(\text{acetone})_x$, $x=1-4$ from collision-induced dissociation and
8 theoretical studies. *J. Am. Soc. Mass. Spectrom.* **2002**, *13*, 453-468.
- 9 88. Walter, D.; Armentrout, P. B. Sequential bond dissociation energies of $M^{+}(NH_3)_x$
10 ($x=1-4$) for $M=Ti-Cu$. *J. Am. Chem. Soc.* **1998**, *120*, 3176-3187.
- 11 89. Bauschlicher, C. W.; Langhoff, S. R.; Partridge, H. The binding-energies of $Cu^{+}-(H_2O)_n$
12 and $Cu^{+}-(NH_3)_n$ ($n = 1-4$). *J. Chem. Phys.* **1991**, *94*, 2068-2072.
- 13 90. Meyer, F.; Khan, F. A.; Armentrout, P. B. Thermochemistry of transition-metal benzene
14 complexes - binding-energies of $M(C_6H_6)_x^{+}$ ($x=1, 2$) for $M=Ti$ to Cu . *J. Am. Chem. Soc.*
15 **1995**, *117*, 9740-9748.
- 16 91. Langhoff, S. R.; Bauschlicher, C. W.; Partridge, H.; Sodupe, M. Theoretical-study of one
17 and 2-ammonia molecules bound to the 1st-row transition-metal ions. *J. Phys. Chem.* **1991**, *95*,
18 10677-10681.
- 19 92. Koizumi, H.; Zhang, X. G.; Armentrout, P. B. Collision-induced dissociation and
20 theoretical studies of Cu^{+} -dimethyl ether complexes. *J. Phys. Chem. A* **2001**, *105*, 2444-2452.
- 21 93. Sievers, M. R.; Jarvis, L. M.; Armentrout, P. B. Transition-metal ethene bonds:
22 Thermochemistry of $M^{+}(C_2H_4)_n$ ($M=Ti-Cu$, $n=1$ and 2) complexes. *J. Am. Chem. Soc.* **1998**,
23 *120*, 1891-1899.
- 24 94. Vitale, G.; Valina, A. B.; Huang, H.; Amunugama, R.; Rodgers, M. T. Solvation of
25 copper ions by acetonitrile. Structures and sequential binding energies of $Cu^{+}(CH_3CN)_x$, $x=1-$
26 5 , from collision-induced dissociation and theoretical studies. *J. Phys. Chem. A* **2001**, *105*,
27 11351-11364.
- 28 95. Gapeev, A.; Yang, C. N.; Klippenstein, S. J.; Dunbar, R. C. Binding energies of gas-
29 phase metal ions with pyrrole: Experimental and quantum chemical results. *J. Phys. Chem. A*
30 **2000**, *104*, 3246-3256.
- 31 96. Rodgers, M. T.; Stanley, J. R.; Amunugama, R. Periodic trends in the binding of metal
32 ions to pyridine studied by threshold collision-induced dissociation and density functional
33 theory. *J. Am. Chem. Soc.* **2000**, *122*, 10969-10978.
- 34 97. Amunugama, R.; Rodgers, M. T. Periodic trends in the binding of metal ions to
35 pyrimidine studied by threshold collision-induced dissociation and density functional theory. *J.*
36 *Phys. Chem. A* **2001**, *105*, 9883-9892.
- 37 98. Rodgers, M. T.; Armentrout, P. B. Influence of d orbital occupation on the binding of
38 metal ions to adenine. *J. Am. Chem. Soc.* **2002**, *124*, 2678-2691.
- 39 99. Jašíková, L.; Roithová, J. Interaction of the Gold(I) Cation $Au(PMe_3)^{+}$ with
40 Unsaturated Hydrocarbons. *Organometallics* **2012**, *31*, 1935-1942.
- 41 100. Schwarz, H. Relativistic effects in gas-phase ion chemistry: An experimentalist's view.
42 *Angew. Chem. Int. Ed.* **2003**, *42*, 4442-4454.
- 43 101. Poisson, L.; Lepetit, F.; Mestdagh, J. M.; Visticot, J. P. Multifragmentation of the
44 $Au(H_2O)_n$ ($n \leq 10$) $^{+}$ cluster ions by collision with helium. *J. Phys. Chem. A* **2002**, *106*, 5455-
45 5462.
- 46 102. Ho, Y. P.; Dunbar, R. C. Reactions of Au^{+} and Au^{-} with benzene and fluorine-
47 substituted benzenes. *Int. J. Mass spectrom.* **1999**, *182*, 175-184.
- 48
49
50
51
52
53
54
55
56
57
58
59
60

- 1
2
3
4
5
6
7
8
9
10
11
12
13
14
15
16
17
18
19
20
21
22
23
24
25
26
27
28
29
30
31
32
33
34
35
36
37
38
39
40
41
42
43
44
45
46
47
48
49
50
51
52
53
54
55
56
57
58
59
60
103. Deng, H. T.; Kebarle, P. Binding energies of silver ion ligand, L, complexes AgL_2^+ determined from ligand-exchange equilibria in the gas phase. *J. Phys. Chem. A* **1998**, *102*, 571-579.
104. Fox, B. S.; Beyer, M. K.; Bondybey, V. E. Coordination chemistry of silver cations. *J. Am. Chem. Soc.* **2002**, *124*, 13613-13623.
105. Widmer-Cooper, A. N.; Lindoy, L. F.; Reimers, J. R. The effect of alkylation of N- and O-donor atoms on their strength of coordination to silver(I). *J. Phys. Chem. A* **2001**, *105*, 6567-6574.
106. Wood, J. H.; Boring, A. M. Improved Pauli Hamiltonian for local-potential problems. *Physical Review B* **1978**, *18*, 2701-2711.
107. Antes, I.; Frenking, G. Structure and bonding of the transition-metal methyl and phenyl compounds MCH_3 and MC_6H_5 ($\text{M}=\text{Cu}, \text{Ag}, \text{Au}$) and $\text{M}(\text{CH}_3)_2$ and $\text{M}(\text{C}_6\text{H}_5)_2$ ($\text{M}=\text{Zn}, \text{Cd}, \text{Hg}$). *Organometallics* **1995**, *14*, 4263-4268.
108. Desclaux, J. P.; Pyykkö, P. Dirac-Fock one-center calculations - molecules CuH , AgH and AuH including p-type symmetry functions. *Chem. Phys. Lett.* **1976**, *39*, 300-303.
109. Pyykkö, P. Relativistic effects in structural chemistry. *Chem. Rev.* **1988**, *88*, 563-594.
110. Dolg, M. Relativistic effective core potentials. *Relativistic Electronic Structure Theory, Pt 1: Fundamentals* **2002**, *11*, 793-862.
111. Matito, E.; Salvador, P.; Styszynski, J. Benchmark calculations of metal carbonyl cations: relativistic vs. electron correlation effects. *Phys. Chem. Chem. Phys.* **2013**, *15*, 20080-20090.
112. Lupinetti, A. J.; Jonas, V.; Thiel, W.; Strauss, S. H.; Frenking, G. Trends in molecular geometries and bond strengths of the homoleptic d(10) metal carbonyl cations $\text{M}(\text{CO})_n$ (x^+) ($\text{M}_{x^+} = \text{Cu}^+, \text{Ag}^+, \text{Au}^+, \text{Zn}^{2+}, \text{Cd}^{2+}, \text{Hg}^{2+}$; $n=1-6$): A theoretical study. *Chem. Eur. J.* **1999**, *5*, 2573-2583.
113. Yang, Y. S.; Hsu, W. Y.; Lee, H. F.; Huang, Y. C.; Yeh, C. S.; Hu, C. H. Experimental and theoretical studies of metal cation-pyridine complexes containing Cu and Ag. *J. Phys. Chem. A* **1999**, *103*, 11287-11292.
114. Velasquez, J., III; Njagic, B.; Gordon, M. S.; Duncan, M. A. IR photodissociation spectroscopy and theory of $\text{Au}^+(\text{CO})_n$ complexes: Nonclassical carbonyls in the gas phase. *J. Phys. Chem. A* **2008**, *112*, 1907-1913.
115. Hrusák, J.; Hertwig, R. H.; Schröder, D.; Schwerdtfeger, P.; Koch, W.; Schwarz, H. Relativistic effects in cationic gold(i) complexes - a comparative-study of ab-initio pseudopotential and density-functional methods. *Organometallics* **1995**, *14*, 1284-1291.
116. Lee, H. M.; Min, S. K.; Lee, E. C.; Min, J. H.; Odde, S.; Kim, K. S. Hydrated copper and gold monovalent cations: Ab initio study. *J. Chem. Phys.* **2005**, *122*.
117. Poater, A.; Pump, E.; Vummaleti, S. V. C.; Cavallo, L. The Right Computational Recipe for Olefin Metathesis with Ru-Based Catalysts: The Whole Mechanism of Ring-Closing Olefin Metathesis. *J. Chem. Theory Comput.* **2014**, *10*, 4442-4448.
118. Minenkov, Y.; Occhipinti, G.; Jensen, V. R. Metal-Phosphine Bond Strengths of the Transition Metals: A Challenge for DFT. *J. Phys. Chem. A* **2009**, *113*, 11833-11844.
119. Fröhlich, N.; Frenking, G., Theoretical prediction of bond dissociation energies for transition metal compounds and main group complexes with standard quantum-chemical methods. In *Quantum-Mechanical Prediction of Thermochemical Data*, Cioslowski, J., Ed. Springer Netherlands: 2001; Vol. 22, pp 199-233.

- 1
2
3 120. Diedenhofen, M.; Wagener, T.; Frenking, G., The accuracy of quantum chemical
4 methods for the calculation of transition metal compounds. In *Computational Organometallic*
5 *Chemistry*, Cundari, T. R., Ed. CRC Press; 1 edition (March 16, 2001): 2001; pp 69-121.
6
7 121. Řezáč, J.; Hobza, P. Describing Noncovalent Interactions beyond the Common
8 Approximations: How Accurate Is the "Gold Standard," CCSD(T) at the Complete Basis Set
9 Limit? *J. Chem. Theory Comput.* **2013**, *9*, 2151-2155.
10
11
12
13
14
15
16
17
18
19
20
21
22
23
24
25
26
27
28
29
30
31
32
33
34
35
36
37
38
39
40
41
42
43
44
45
46
47
48
49
50
51
52
53
54
55
56
57
58
59
60

Graphic Material for the Table of Contents

